



**HOLLOW
LEVER
HANDLES**

HANDELS / ESCUTCHEONS /
TURNKNOBS / BACKPLATES/
HANDLE WITH FINGER PLATES /
LOCKS



HANGFAT was established in Jiangmen, China, 1994. It is a classic Chinese metal product brand with a history of 30 years.

We set product development, manufacturing and independent marketing in one, and always insist that the details are king. That is how we were born, grew and become powerful.

HANGFAT provide OEM/ODM service for our customers. Adequate machines and production lines can achieve a monthly production capacity of 800,000 pairs/set. Our product lines cover stainless steel handles, turn knobs, back plates, locksets, hinges and so on.

In the past years, HANGFAT stuck to the strict raw material inspection & acceptance standards and material distribution system. We continue to innovate production processes to reduce production spoilage, achieving better cost and quality control.

HANGFAT believes important people need more professional protection. All the important objects of protection can be "Safe, always around"!

"PIONEER ROLE" -focus, professional, leading!

OUR TEAM

Core belief: Through expertise and love, for more space to achieve hand-in-hand security system.

Mission: Important people, need more professional guarding.

Vision: "Pioneer role"-Focus, Professional, Leading.

Value: All important objects of protection can be "Safe, always around".



江门恒發金屬

 **HANGFAT**
METAL

Take Safety with You

把握安全，常伴左右

**TAKE SAFETY
WITH YOU**

DETAILS ARE KING

HANGFAT was established in Jiangmen, China, 1994.
It is an classic Chinese metal product brand with a
history of 30 years.

We set product development, manufacturing and
independent marketing in one, and always insist that
the details are king.

That is how we were born, grew and become powerful.

AUTOMATION MORE PROFESSIONAL

HANGFAT has technicians with decades of industry experience
Their production precision is close to the machine.
But for this "close",
We insist on introducing dozens of new & advanced machines.

3D automatic welding machine is highly efficient and accurate, ensuring uniform, stable and beautiful appearance of each solder joint;
Automatic polishing machine for every detail of the product has a delicate, smooth texture, and shiny;
Laser marking machine, high-speed, exquisite lines, to ensure the quality of our products and production capacity;

.....

We are always dedicated to speciality and meticulousness, perfecting every detail and making every product reliable.



QUALITY IS MARKET

HANGFAT provide OEM/ODM service for our customers. Adequate machines and production lines can achieve a monthly production capacity of 800,000 pairs/set. Our product line covers stainless steel handles, turnknobs, back plates, locksets, hinges and so on.

In the past 30 years, HANGFAT stuck to the strict raw material inspection & acceptance standards and material distribution system. We follow the principle of first-in, first-out in inventory control. 12 quality inspection processes ensure that each product undergoes rigorous testing before it can be distributed on the market.






INNOVATION LEADS FUTURE

HANGFAT continues to innovate production processes to reduce production spoilage, thereby achieving better cost and quality control. At the same time, we are constantly optimizing product design, focusing on the fit of technology and life, and presenting the natural beauty with texture.

Each of HANGFAT's products is comfortable, safe and beautiful, meeting the needs of modern life and suitable for a variety of modern home styles.



HANGFAT CERTIFICATIONS



Certificate of Environmental Management System



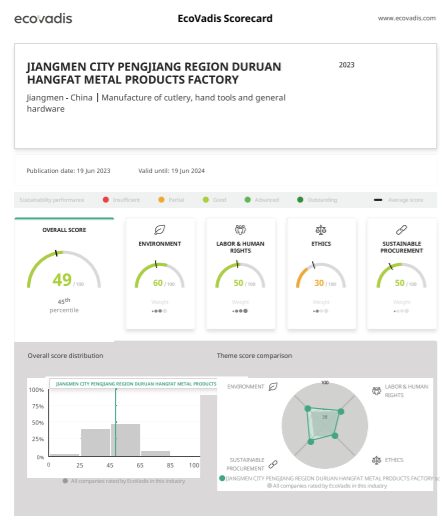
Certificate of Quality Management System



Pollutant Emission Permit



CE Certificate



ESG Certificate



Work Safety Standardization Certificate (Level 3)



RoHS Certificate

Intertek TEST REPORT
Performance test

Report Reference No.: G2701212284
Tested by (name and signature): Alan Lai
Approved by (name and signature): Bikang Dong
Date of Issue: January 23, 2013
Contents: Total test report 9 pages including Report test: 3 pages Appendix A for product photos: 2 pages

Testing Laboratory name: Intertek Testing Services (Shenzhen) Ltd. Guangdong Branch
Address: Block E, No.7-2 Huang Dong Software Science Park, Cuijin Road, Guangzhou Science City, GZTDD, Guangdong, China
Testing location: Same as above
Applicant's name: JIANGMEN CITY PENGJIANG REGION DURUAN HANGFAT METAL PRODUCTS FACTORY
Address: NANCHANG INDUSTRIAL DISTRICT, DURUAN TOWN, JIANGMEN CITY, GUANGDONG PROV., CHINA (529075)

Test specification:
Standard: EN 1670:2007AC:2009
Non-standard test method: SU2204 Stainless steel 2 ball bearing ball hinge
Test item description: SU2204 Stainless steel 2 ball bearing ball hinge
Trade Mark: /
Model and/or type reference: E'X3 E'X3.0mm
Manufacturer: JIANGMEN CITY PENGJIANG REGION DURUAN HANGFAT METAL PRODUCTS FACTORY
Rating(s): Grade 4 (340 hours) Corrosion Resistance (neutral salt spray)

CONCLUSION:
The submitted samples were tested and **COMPLIED WITH** Grade 4 Corrosion Resistance of EN 1670:2007AC:2009

Intertek Testing Services (Shenzhen) Ltd., Guangdong Branch
Block E, No.7-2 Huang Dong Software Science Park, Cuijin Road, Guangzhou Science City, GZTDD, Guangdong, China
Tel: 86 0755 26018881 Fax: 86 0755 26018880

EN1670 Performance Test Report

HANGFAT CERTIFICATIONS



EN1906 Grade 3 Certificate



EN1906 Grade 4 Certificate



EN1906 Grade 4 Certificate



EN1935 Grade 14 Certificate



Utility Model Patent



Utility Model Patent



Utility Model Patent



Utility Model Patent



Utility Model Patent



Utility Model Patent



Appearance Design Patent



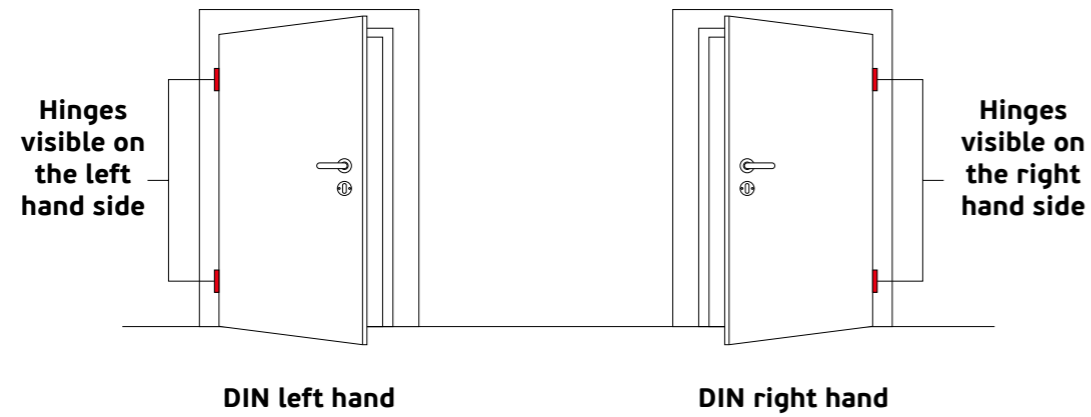
Appearance Design Patent

Door direction

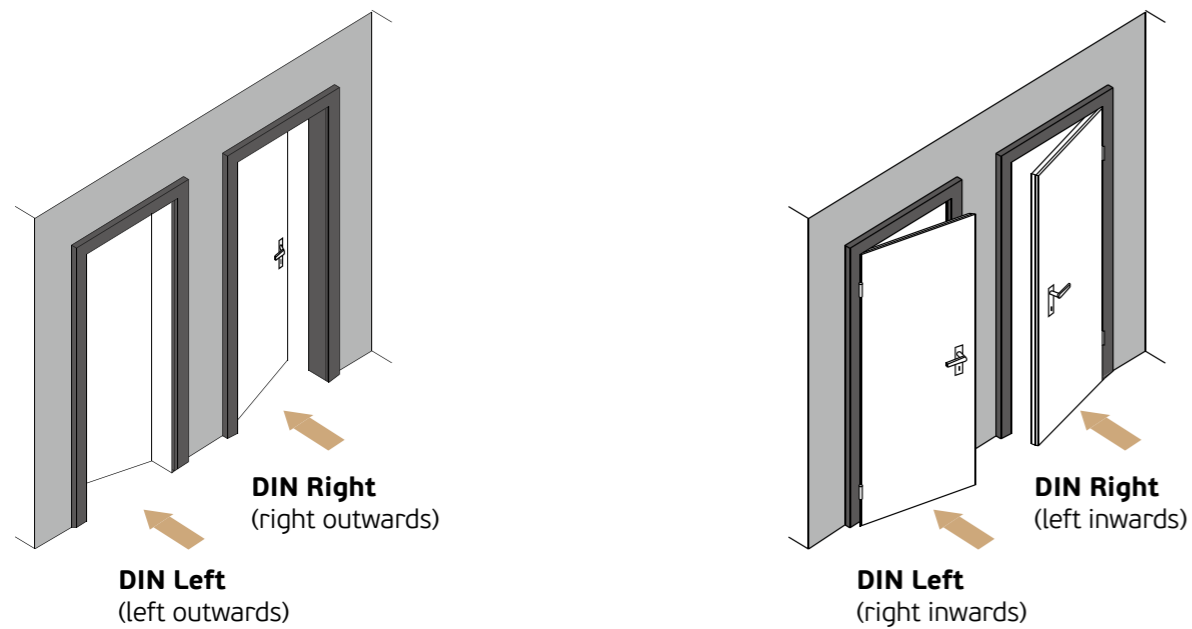
The door direction(left/right)according to DIN 107 is determined as follows:

Visible position of the door hinges on the left: **(Din)left**

Visible position of the door hinges on the right: **(Din)right**




Door opening direction



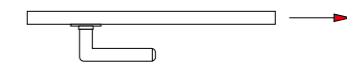
Lever handle direction

Lever handle aperture part pointing to the left



Version "left hand"

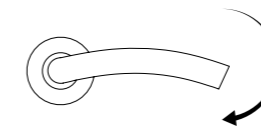
Lever handle aperture part pointing to the right



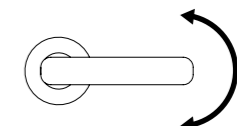
Version "right hand"

When selecting alternate sets with asymmetrical handles a distinction to the right/left is required. It is therefore necessary to observe the particular door direction.

Examples of asymmetric lever handles



Examples of symmetrical lever handles





SSS-Satin



PSS-Polished



PVDSG-PVD Satin Gold



PVDPG-PVD Polished Gold



PVDSM-PVD Matt Black



CRS-PVD Satin Chrome



PVDSM-PVD Satin Copper

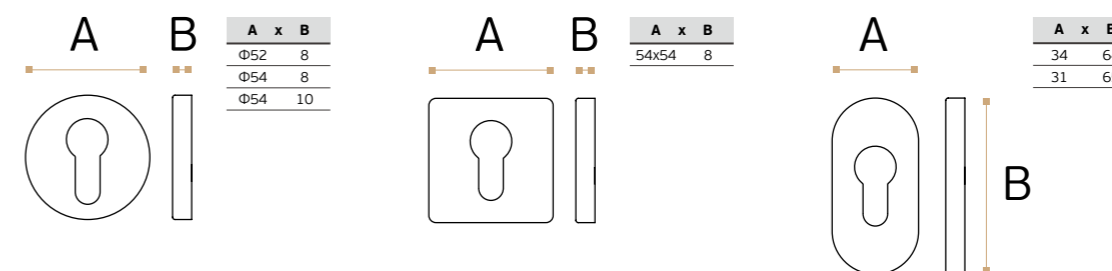
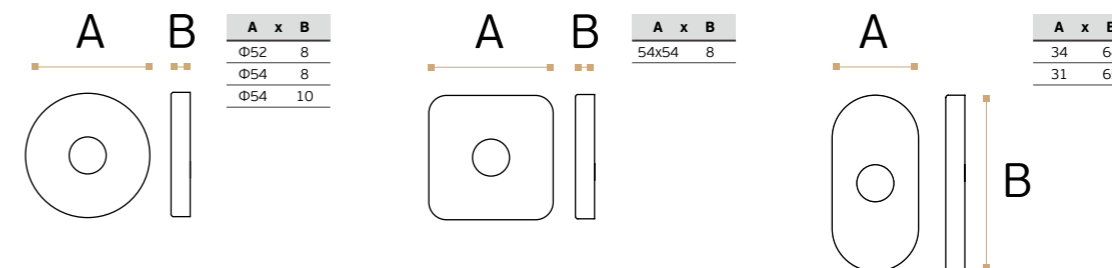


CRP-PVD Polished Chrome

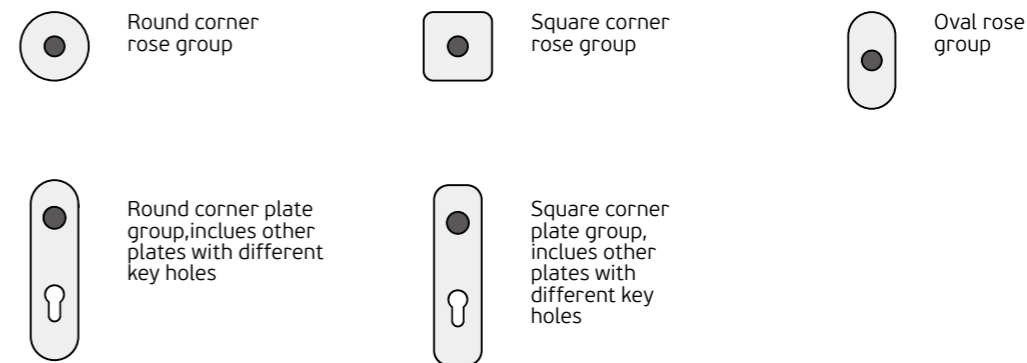
FINISH TREATMENT

HANGFAT's factory finish paint offers a variety of popular standard color choices along with custom match options. The finish paint is applied to our quality commercial products, carefully packaged and supplied to our customer, pre-finished. Our efficient method of application and pre-finished delivery saves in money and time - from a brand you know and trust.

ACCESSORIES COMMON SIZE



ICON DEFINITION



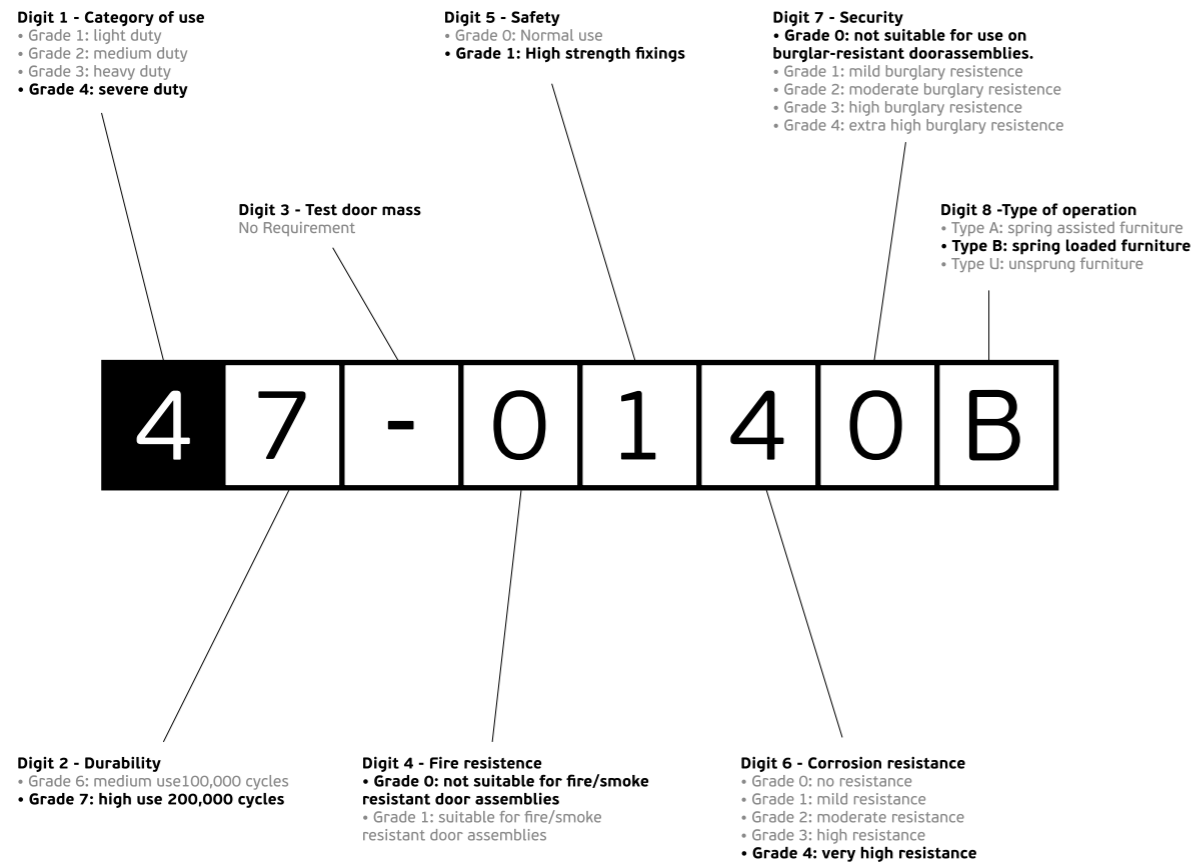


HOLLOW LEVER HANDLES

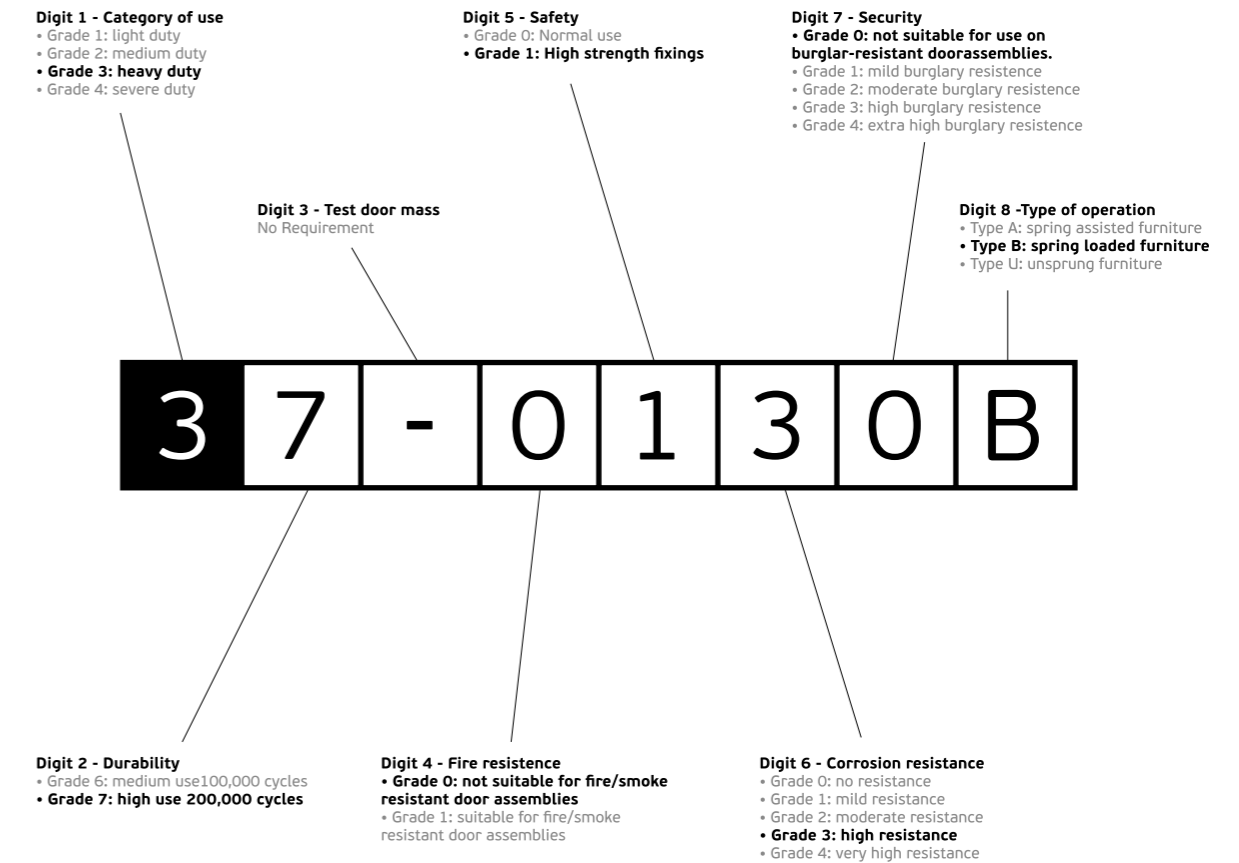
HANGFAT handles was developed for simple solutions, easy to install and user friendly. A rigorous quality control ensures that the finishes and bends are perfect and welds imperceptible.

We are able to solve almost all needs, following the demands for different situation, as for the certifications, design and technical features.

EN1906 classification explained



EN 1906:2012 is the European standard covering the performance requirements and test methods (i.e. durability, static strength, operating torque, corrosion, safety, etc.) for sprung and unsprung lever handles and knobs for doors on backplates or roses.



HENGFAT provides a declaration of performance where assumes legal responsibility for conformity of the product with the declared performance. The lever handles with declaration in this catalog are classified accordingly to the related standard.

LEVER HANDLES & ACCESSORIES / HOLLOW LEVER HANDLES

classic

GRADE 4 GRADE 3

LHT01

Material:SUS304 / SUS316
Type: Hollow Tube Lever Handle
Available Finishes: SSS / PSS / AB / PC / PVD-SG/PG/SC/CRP/CRS



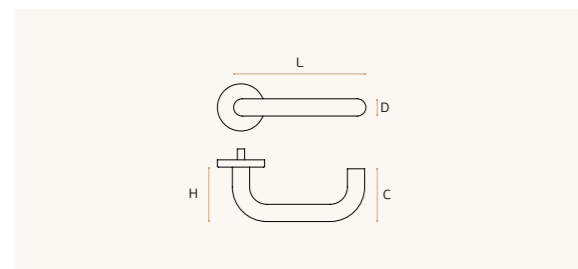
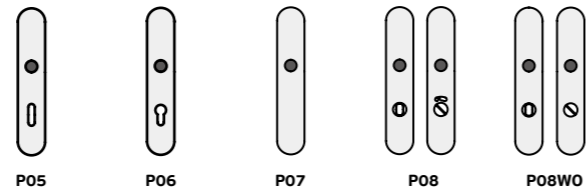
L	x	H	x	C	D
135		60		50	Φ19
140		60		50	Φ20
145		65		63	Φ22

Application:

- Timber Door
- Metal Door



Other Matching Options:



EN 1906 47-0140B EN 1906 37-0130B

classic

GRADE 4 GRADE 3

LHT04

Material:SUS304 / SUS316
Type: Hollow Tube Lever Handle
Available Finishes: SSS / PSS / AB / PC / PVD-SG/PG/SC/CRP/CRS



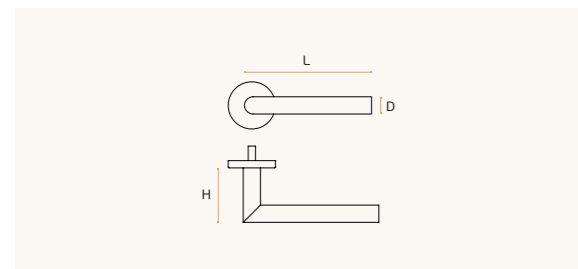
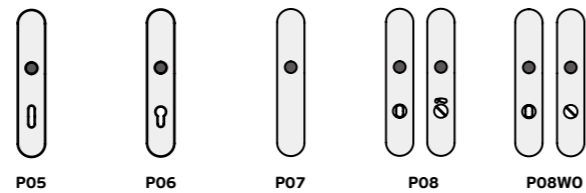
L	x	H	D
135		60	Φ19
140		53	Φ20
132		60	Φ21
			Φ22

Application:

- Timber Door
- Metal Door



Other Matching Options:



EN 1906 47-0140B EN 1906 37-0130B

classic

GRADE 4 GRADE 3

LHT03

Material:SUS304 / SUS316
Type: Hollow Tube Lever Handle
Available Finishes: SSS / PSS / AB / PC / PVD-SG/PG/SC/CRP/CRS



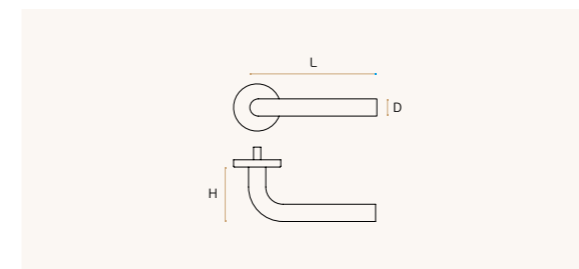
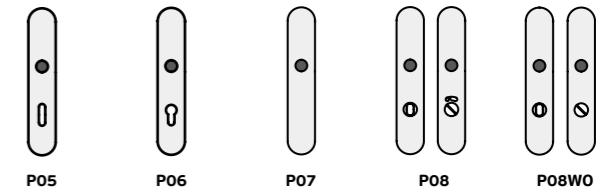
L	x	H	D
135		60	Φ19
140		53	Φ20
			Φ21
			Φ22

Application:

- Timber Door
- Metal Door



Other Matching Options:



EN 1906 47-0140B EN 1906 37-0130B

classic

GRADE 4 GRADE 3

LHT06

Material:SUS304 / SUS316
Type: Hollow Tube Lever Handle
Available Finishes: SSS / PSS / AB / PC / PVD-SG/PG/SC/CRP/CRS



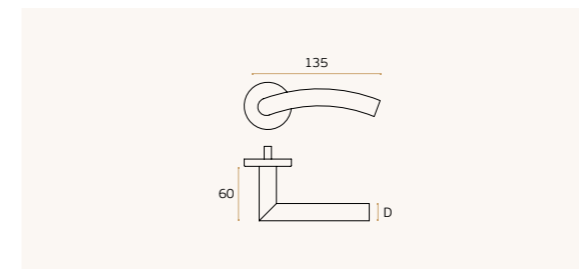
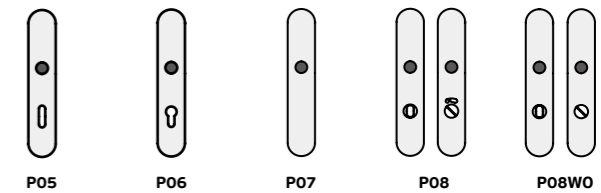
D
Φ19
Φ20

Application:

- Timber Door
- Metal Door



Other Matching Options:



EN 1906 47-0140B EN 1906 37-0130B

LEVER HANDLES & ACCESSORIES / HOLLOW LEVER HANDLES



LHT01-L
Material:SUS304 / SUS316
Type: Hollow Tube Lever Handle
Available Finishes: SSS / PSS / AB / PC / PVD-SG/PG/SC/CRP/CRS

Application:	L	x	H	x	C
Timber Door	230	60	50		
	260	60	50		
Metal Door	320	60	50		

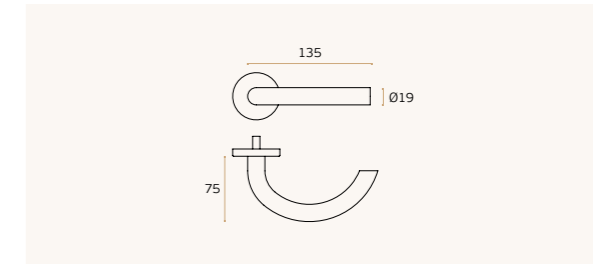
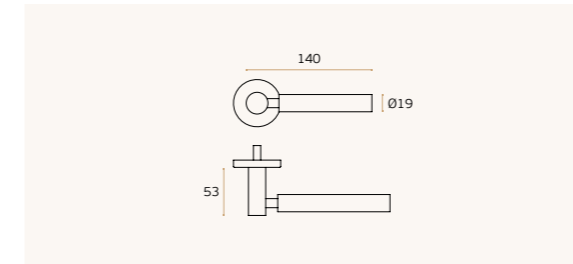
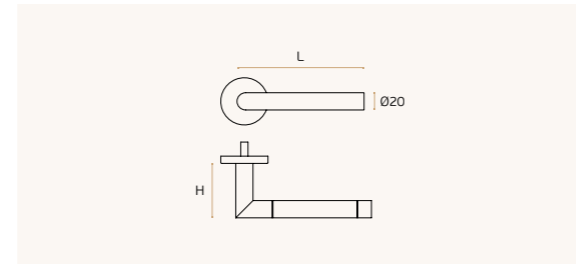
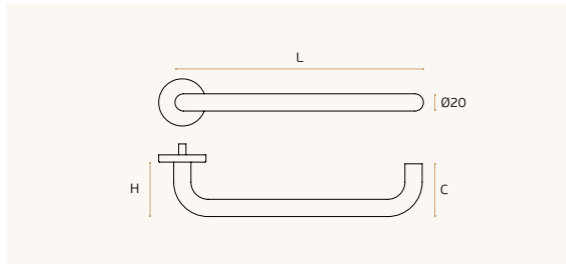
LHT04A
Material:SUS304 / SUS316
Type: Hollow Tube Lever Handle
Available Finishes: SSS / PSS / AB / PC / PVD-SG/PG/SC/CRP/CRS

Application:	L	x	H
Timber Door	132	60	
Metal Door	140	53	


LHT08
Material:SUS304 / SUS316
Type: Hollow Tube Lever Handle
Available Finishes: SSS / PSS / AB / PC / PVD-SG/PG/SC/CRP/CRS

Application:	L	x	H	x	C
Timber Door	135	60	50		
Metal Door	140	53			

Application:	L	x	H	x	C
Timber Door	132	65	21.2	16.8	
Metal Door	140	53	21.4	12.7	



NEW



LHT04B
Material:SUS304 / SUS316
Type: Hollow Tube Lever Handle
Available Finishes: SSS / PSS / AB / PC / PVD-SG/PG/SC/CRP/CRS

Application:
Timber Door
Metal Door

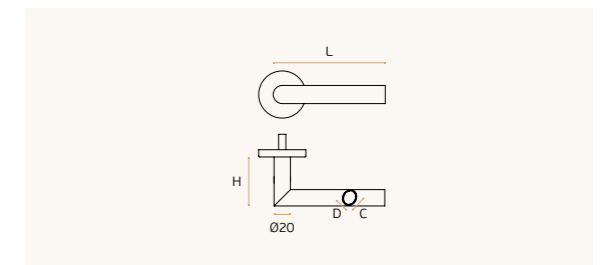
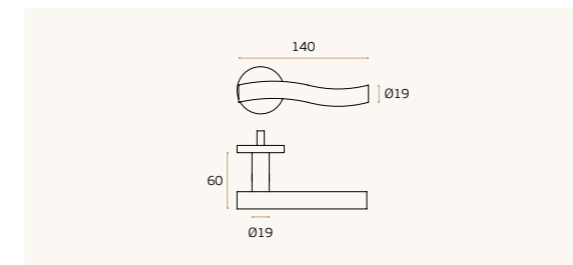
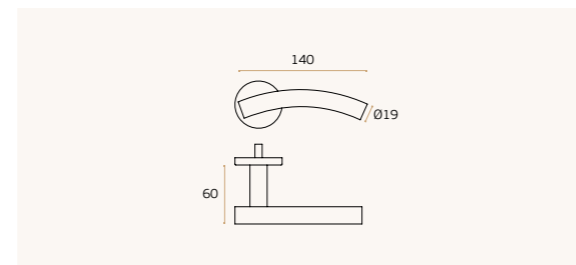
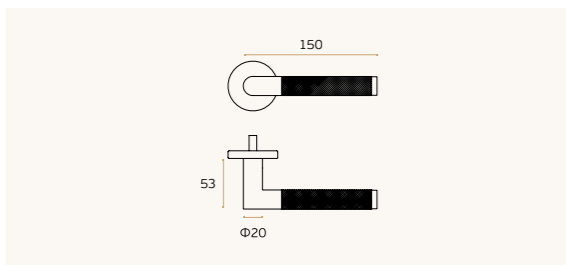
LHT05
Material:SUS304 / SUS316
Type: Hollow Tube Lever Handle
Available Finishes: SSS / PSS / AB / PC / PVD-SG/PG/SC/CRP/CRS

Application:
Timber Door
Metal Door

LHT10
Material:SUS304 / SUS316
Type: Hollow Tube Lever Handle
Available Finishes: SSS / PSS / AB / PC / PVD-SG/PG/SC/CRP/CRS

Application:
Timber Door
Metal Door

Application:	L	x	H	x	C	x	D
Timber Door	132	65	21.2	16.8			
Metal Door	140	53	21.4	12.7			



LEVER HANDLES & ACCESSORIES / HOLLOW LEVER HANDLES



LHT12
Material: SUS304 / SUS316
Type: Hollow Tube Lever Handle
Available Finishes: SSS / PSS / AB / PC / PVD-SG/PG/SC/CRP/CRS

Application:
Timber Door
Metal Door



LHT13
Material: SUS304 / SUS316
Type: Hollow Tube Lever Handle
Available Finishes: SSS / PSS / AB / PC / PVD-SG/PG/SC/CRP/CRS

Application:
Timber Door
Metal Door



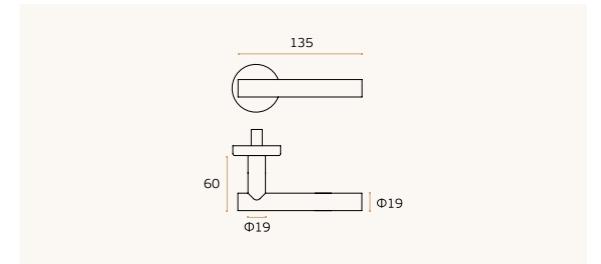
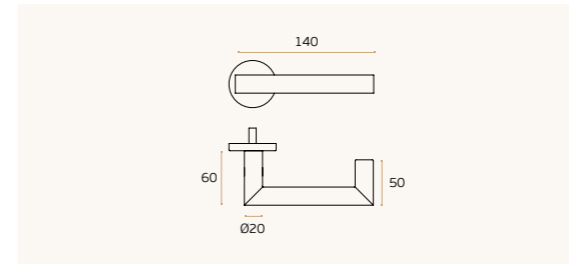
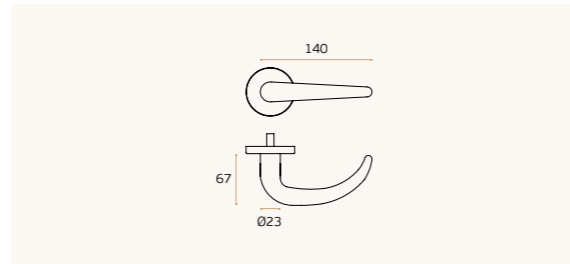
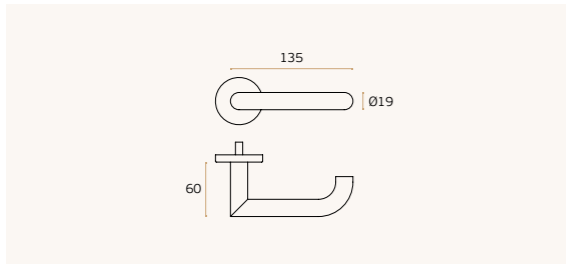
LHT16
Material: SUS304 / SUS316
Type: Hollow Tube Lever Handle
Available Finishes: SSS / PSS / AB / PC / PVD-SG/PG/SC/CRP/CRS

Application:
Timber Door
Metal Door



LHT27
Material: SUS304 / SUS316
Type: Hollow Tube Lever Handle
Available Finishes: SSS / PSS / AB / PC / PVD-SG/PG/SC/CRP/CRS

Application:
Timber Door
Metal Door



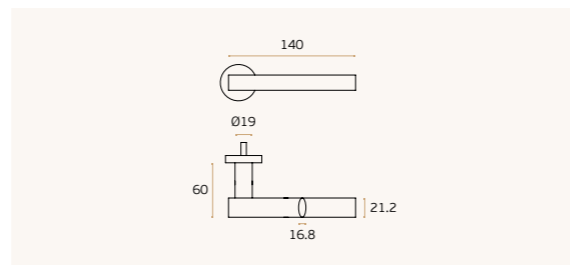
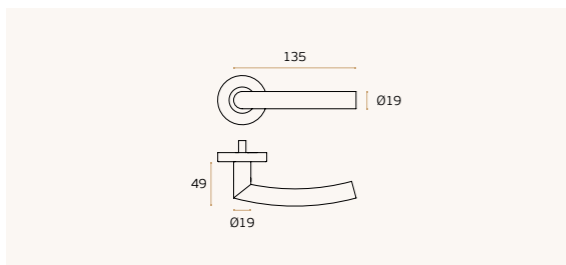
LHT14
Material: SUS304 / SUS316
Type: Hollow Tube Lever Handle
Available Finishes: SSS / PSS / AB / PC / PVD-SG/PG/SC/CRP/CRS

Application:
Timber Door
Metal Door



LHT15
Material: SUS304 / SUS316
Type: Hollow Tube Lever Handle
Available Finishes: SSS / PSS / AB / PC / PVD-SG/PG/SC/CRP/CRS

Application:
Timber Door
Metal Door



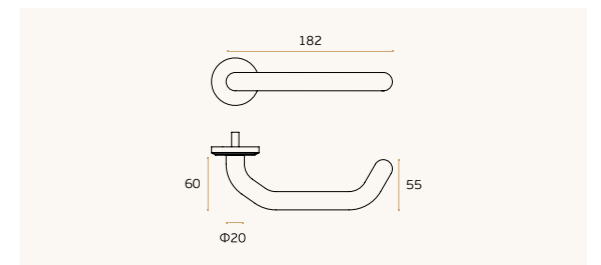
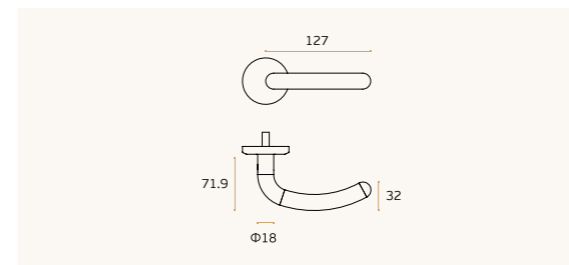
LHT28
Material: SUS304 / SUS316
Type: Hollow Tube Lever Handle
Available Finishes: SSS / PSS / AB / PC / PVD-SG/PG/SC/CRP/CRS

Application:
Timber Door
Metal Door



LHT29
Material: SUS304 / SUS316
Type: Hollow Tube Lever Handle
Available Finishes: SSS / PSS / AB / PC / PVD-SG/PG/SC/CRP/CRS

Application:
Timber Door
Metal Door





PROFILE DOOR HARDWARE



GRADE
4

LHT23

Material:SUS304 / SUS316
Type: Profile Door Hardware
Available Finishes:
SSS / PSS / AB / PC / PVD-SG / PG / SC / CRP / CRS

Application:

Timber Door
Metal Door



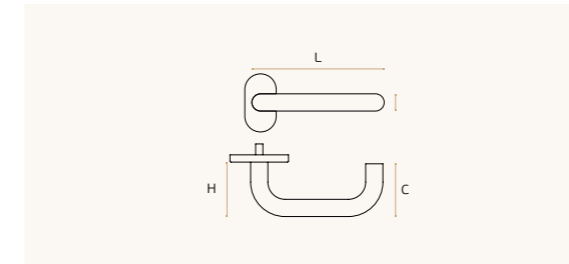
GRADE
4

LHT24

Material:SUS304 / SUS316
Type: Profile Door Hardware
Available Finishes:
SSS / PSS / AB / PC / PVD-SG / PG / SC / CRP / CRS

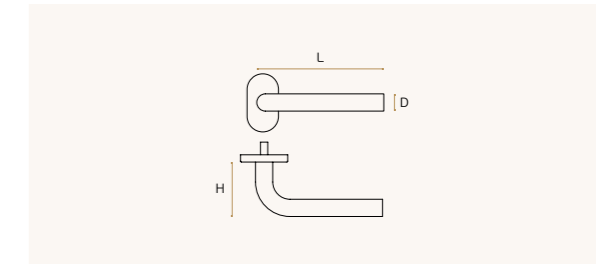
Application:

Timber Door
Metal Door



EN 1906 47-01140B

L	x	H	x	C	D
135		60		50	Φ19
140		60		50	Φ20
145		65		63	Φ22



EN 1906 47-01140B

L	x	H	D
135		60	Φ19
140		53	Φ20
			Φ21
			Φ22



GRADE
4

LHT25

Material:SUS304 / SUS316
Type: Profile Door Hardware
Available Finishes:
SSS / PSS / AB / PC / PVD-SG / PG / SC / CRP / CRS

Application:

Timber Door
Metal Door

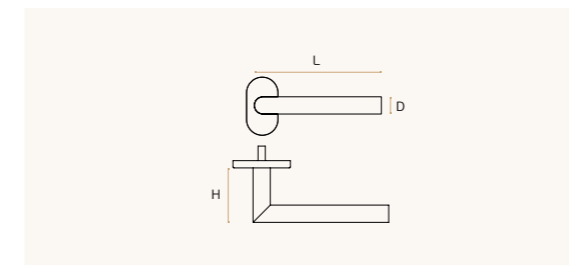


LHT26

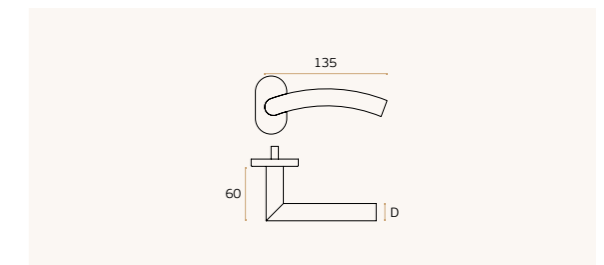
Material:SUS304 / SUS316
Type: Profile Door Hardware
Available Finishes:
SSS / PSS / AB / PC / PVD-SG / PG / SC / CRP / CRS

Application:

Timber Door
Metal Door



EN 1906 47-01140B



LEVER HANDLES & ACCESSORIES / PROFILE DOOR HARDWARE



GRADE 4



GRADE 4

LHT17

Material:SUS304 / SUS316
Type: Profile Door Hardware
Available Finishes: SSS / PSS / AB / PC / PVD-SG / PG / SC / CRP / CRS

Application: Timber Door



Metal Door

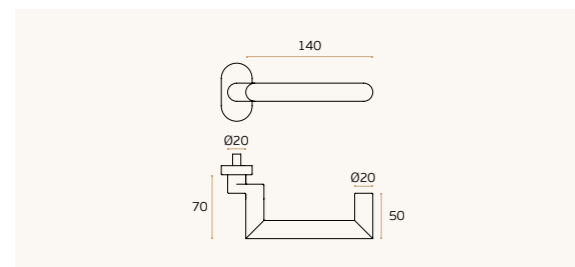
LHT18

Material:SUS304 / SUS316
Type: Profile Door Hardware
Available Finishes: SSS / PSS / AB / PC / PVD-SG / PG / SC / CRP / CRS

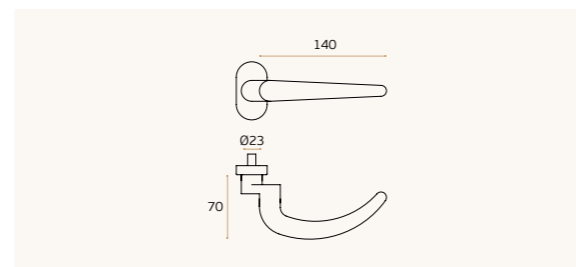
Application: Timber Door



Metal Door



EN 1906 4 7 - 0 1 4 0 B



EN 1906 4 7 - 0 1 4 0 B



GRADE 4

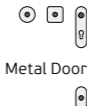


GRADE 4

LHT21

Material:SUS304 / SUS316
Type: Profile Door Hardware
Available Finishes: SSS / PSS / AB / PC / PVD-SG / PG / SC / CRP / CRS

Application: Timber Door

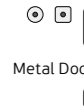


Metal Door

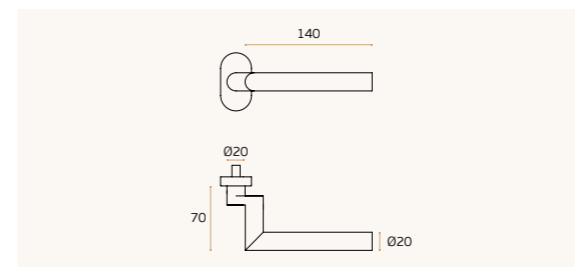
LHT22

Material:SUS304 / SUS316
Type: Profile Door Hardware
Available Finishes: SSS / PSS / AB / PC / PVD-SG / PG / SC / CRP / CRS

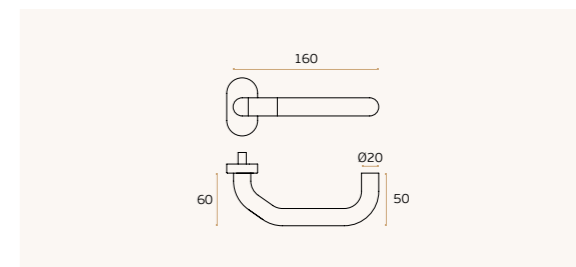
Application: Timber Door



Metal Door



EN 1906 4 7 - 0 1 4 0 B



EN 1906 4 7 - 0 1 4 0 B



GRADE 4

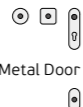


GRADE 4

LHT19

Material:SUS304 / SUS316
Type: Profile Door Hardware
Available Finishes: SSS / PSS / AB / PC / PVD-SG / PG / SC / CRP / CRS

Application: Timber Door



Metal Door

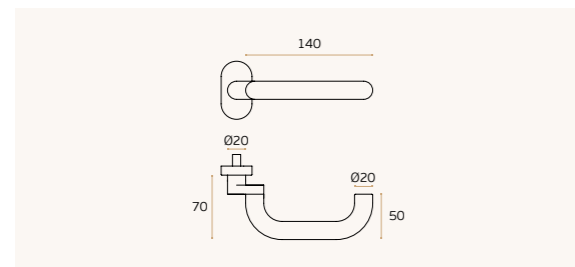
LHT20

Material:SUS304 / SUS316
Type: Profile Door Hardware
Available Finishes: SSS / PSS / AB / PC / PVD-SG / PG / SC / CRP / CRS

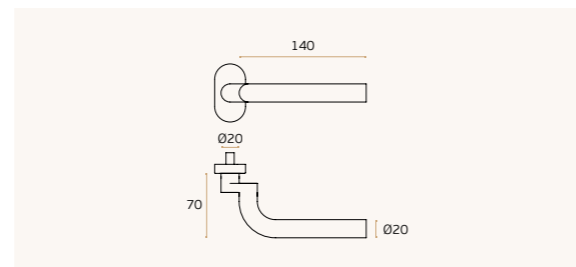
Application: Timber Door



Metal Door



EN 1906 4 7 - 0 1 4 0 B




EN 1906 4 7 - 0 1 4 0 B



KB03

Material:SUS304 / SUS316
Type: Profile Door Hardware
Available Finishes: SSS / PSS / AB / PC / PVD-SG / PG / SC / CRP / CRS

Application: Timber Door



Metal Door



NEW

KB06B

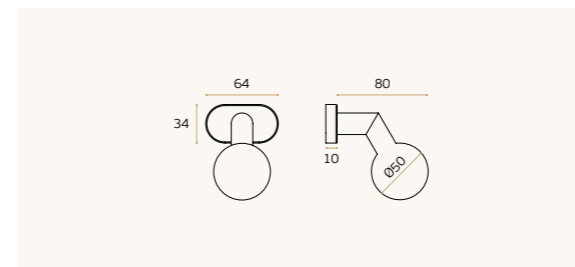
Material:SUS304 / SUS316
Type: Profile Door Hardware
Available Finishes: SSS / PSS / AB / PC / PVD-SG / PG / SC / CRP / CRS

Application: Timber Door



Metal Door

Fixed or Movable



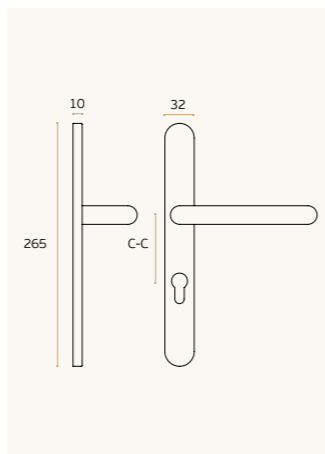
LEVER HANDLES & ACCESSORIES /
PROFILE DOOR HARDWARE



LHT19P17

Material:SUS304 / SUS316
Type: Profile Door Hardware
Available Finishes: SSS / PSS / AB / PC / PVD-SG / PG / SC / CRP / CRS

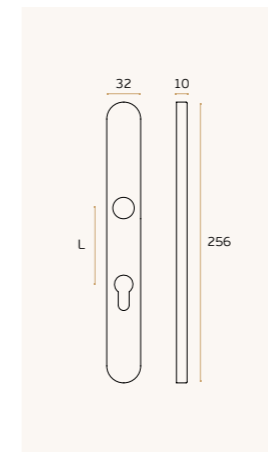
C-C
72
92



P17

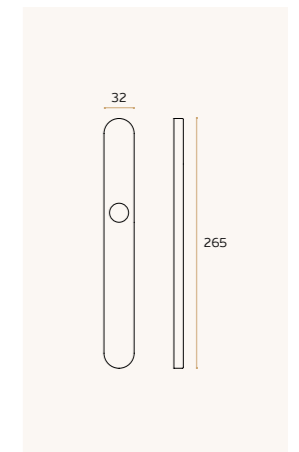
Material:SUS304 / SUS316
Type: Profile Door Hardware
Available Finishes: SSS / PSS / AB / PC / PVD-SG / PG / SC / CRP / CRS

L
72
92



P18

Material:SUS304 / SUS316
Type: Profile Door Hardware
Available Finishes: SSS / PSS / AB / PC / PVD-SG / PG / SC / CRP / CRS



The image features two stainless steel door handles set against a background of dark, finely shredded metal shavings. The handle on the left is a simple, cylindrical pull handle with a circular base. The handle on the right is a more complex, L-shaped handle with a curved grip and a flat top surface. The lighting highlights the metallic sheen of the handles and the intricate texture of the shavings.

**HOLLOW
LEVEL
HANDLES**

LEVER HANDLES & ACCESSORIES / HOLLOW LEVER HANDLES



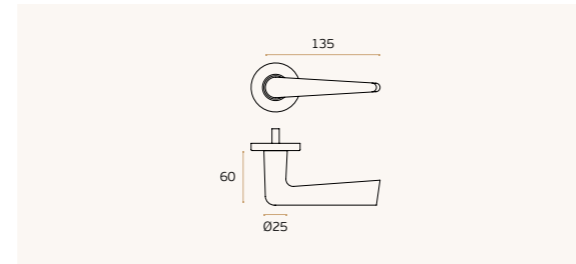
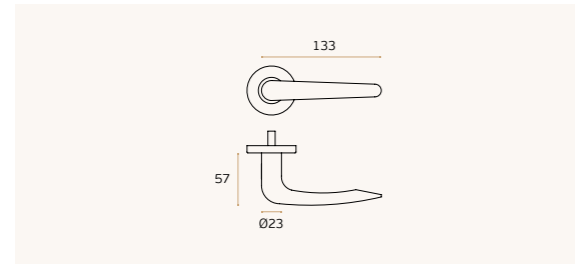
GRADE 3

LHH01
Material: SUS304 / SUS316
Type: Hollow Tube Lever Handle
Available Finishes: SSS / PSS / AB / PC / PVD-SG/PG/SC/CRP/CRS

Application:
Timber Door
Metal Door

LHH02
Material: SUS304 / SUS316
Type: Hollow Tube Lever Handle
Available Finishes: SSS / PSS / AB / PC / PVD-SG/PG/SC/CRP/CRS

Application:
Timber Door
Metal Door



EN 1906 3 7 - 0 1 4 0 B



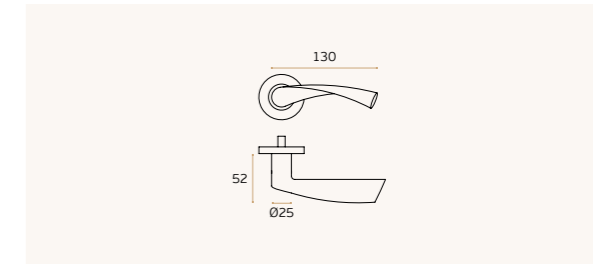
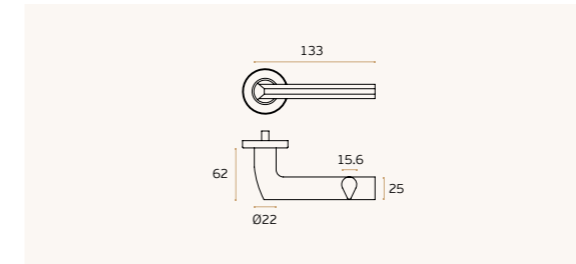
GRADE 3

LHH06
Material: SUS304 / SUS316
Type: Hollow Tube Lever Handle
Available Finishes: SSS / PSS / AB / PC / PVD-SG/PG/SC/CRP/CRS

Application:
Timber Door
Metal Door

LHH07
Material: SUS304 / SUS316
Type: Hollow Tube Lever Handle
Available Finishes: SSS / PSS / AB / PC / PVD-SG/PG/SC/CRP/CRS

Application:
Timber Door
Metal Door



EN 1906 3 7 - 0 1 4 0 B

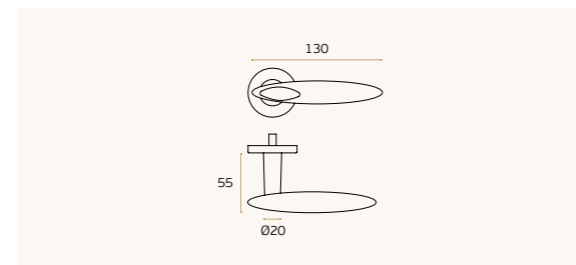
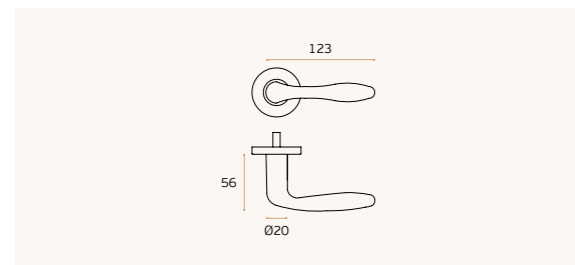


LHH03
Material: SUS304 / SUS316
Type: Hollow Tube Lever Handle
Available Finishes: SSS / PSS / AB / PC / PVD-SG/PG/SC/CRP/CRS

Application:
Timber Door
Metal Door

LHH05
Material: SUS304 / SUS316
Type: Hollow Tube Lever Handle
Available Finishes: SSS / PSS / AB / PC / PVD-SG/PG/SC/CRP/CRS

Application:
Timber Door
Metal Door

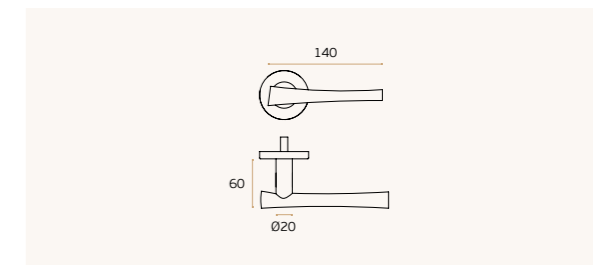
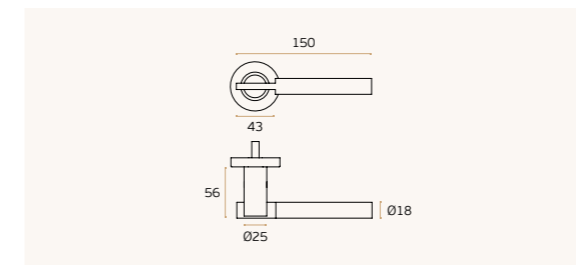


LHH08
Material: SUS304 / SUS316
Type: Hollow Tube Lever Handle
Available Finishes: SSS / PSS / AB / PC / PVD-SG/PG/SC/CRP/CRS

Application:
Timber Door
Metal Door

LHH09
Material: SUS304 / SUS316
Type: Hollow Tube Lever Handle
Available Finishes: SSS / PSS / AB / PC / PVD-SG/PG/SC/CRP/CRS

Application:
Timber Door
Metal Door



LEVER HANDLES & ACCESSORIES / HOLLOW LEVER HANDLES

classic

GRADE 3



NEW

NEW



LHH10
Material:SUS304 / SUS316
Type: Hollow Tube Lever Handle
Available Finishes: SSS / PSS / AB / PC / PVD-SG/PG/SC/CRP/CRS

Application:
 Timber Door
 Metal Door

LHH11
Material:SUS304 / SUS316
Type: Hollow Tube Lever Handle
Available Finishes: SSS / PSS / AB / PC / PVD-SG/PG/SC/CRP/CRS

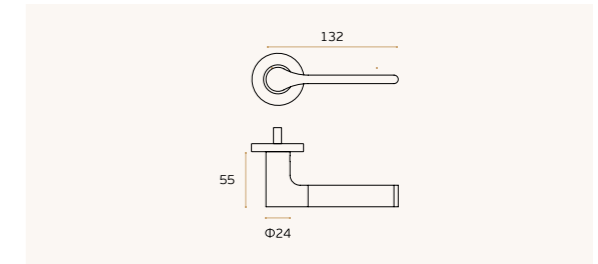
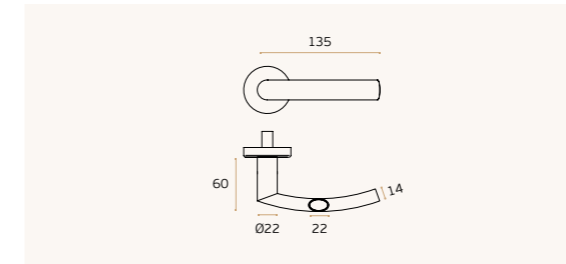
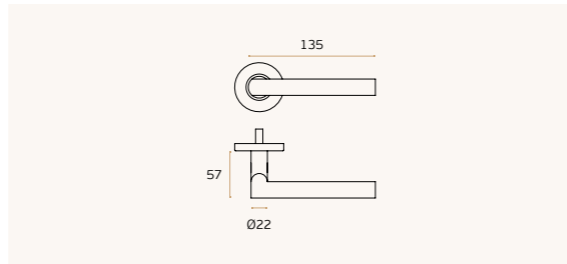
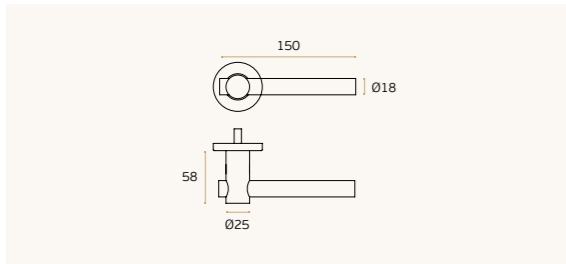
Application:
 Timber Door
 Metal Door

LHH14
Material:SUS304 / SUS316
Type: Hollow Tube Lever Handle
Available Finishes: SSS / PSS / AB / PC / PVD-SG/PG/SC/CRP/CRS

Application:
 Timber Door
 Metal Door

LHH15
Material:SUS304 / SUS316
Type: Hollow Tube Lever Handle
Available Finishes: SSS / PSS / AB / PC / PVD-SG/PG/SC/CRP/CRS

Application:
 Timber Door
 Metal Door



EN 1906 37-0140B

GRADE 4 GRADE 3

NEW

NEW



LHH12
Material:SUS304 / SUS316
Type: Hollow Tube Lever Handle
Available Finishes: SSS / PSS / AB / PC / PVD-SG/PG/SC/CRP/CRS

Application:
 Timber Door
 Metal Door

LHH13
Material:SUS304 / SUS316
Type: Hollow Tube Lever Handle
Available Finishes: SSS / PSS / AB / PC / PVD-SG/PG/SC/CRP/CRS

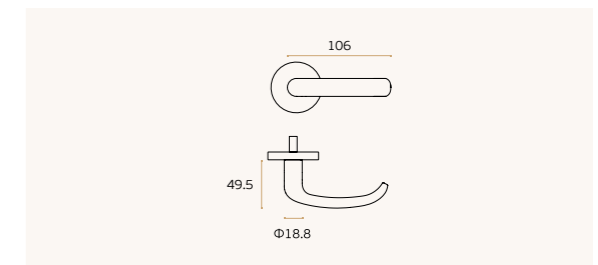
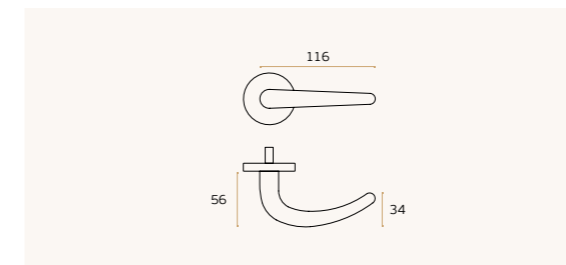
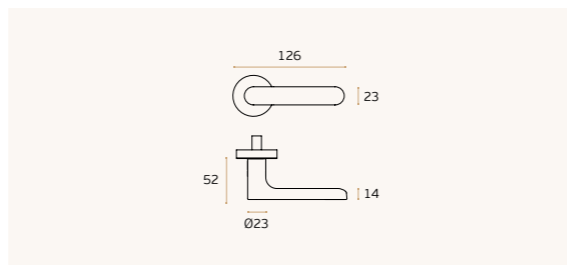
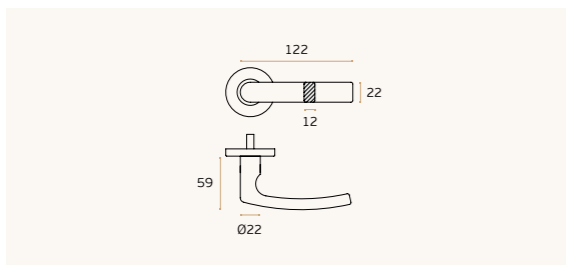
Application:
 Timber Door
 Metal Door

LHH17
Material:SUS304 / SUS316
Type: Hollow Tube Lever Handle
Available Finishes: SSS / PSS / AB / PC / PVD-SG/PG/SC/CRP/CRS

Application:
 Timber Door
 Metal Door

LHH28
Material:SUS304 / SUS316
Type: Hollow Tube Lever Handle
Available Finishes: SSS / PSS / AB / PC / PVD-SG/PG/SC/CRP/CRS

Application:
 Timber Door
 Metal Door



EN 1906 47-0140B

EN 1906 37-0130B

**SQUARE
ROSE LEVER
HANDLES**



LEVER HANDLES & ACCESSORIES / SQUARE ROSE LEVER HANDLES



LHS01
Material:SUS304 / SUS316
Type: Square Rose Lever Handles
Available Finishes: SSS / PSS / AB / PC / PVD-SG/PG/SC/CRP/CRS

Application: Timber Door

LHS02
Material:SUS304 / SUS316
Type: Square Rose Lever Handles
Available Finishes: SSS / PSS / AB / PC / PVD-SG/PG/SC/CRP/CRS

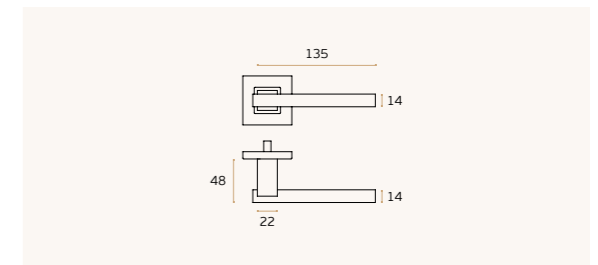
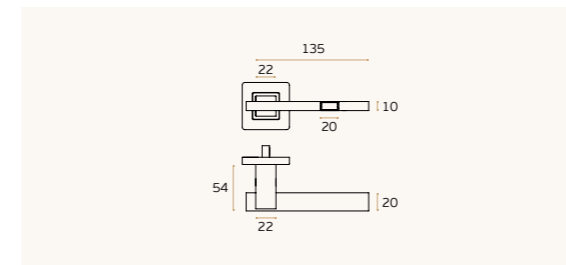
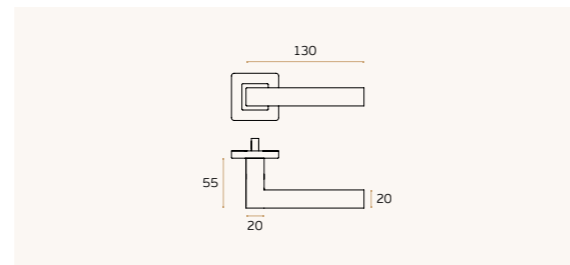
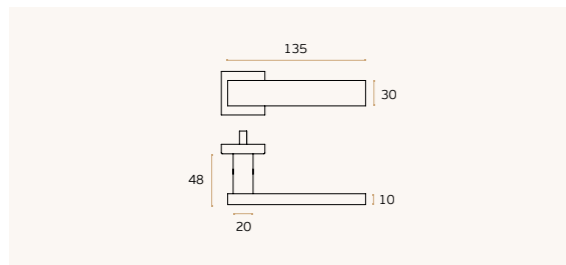
Application: Timber Door

LHS07
Material:SUS304 / SUS316
Type: Square Rose Lever Handles
Available Finishes: SSS / PSS / AB / PC / PVD-SG/PG/SC/CRP/CRS

Application: Timber Door

LHS10
Material:SUS304 / SUS316
Type: Square Rose Lever Handles
Available Finishes: SSS / PSS / AB / PC / PVD-SG/PG/SC/CRP/CRS

Application: Timber Door



LHS05
Material:SUS304 / SUS316
Type: Square Rose Lever Handles
Available Finishes: SSS / PSS / AB / PC / PVD-SG/PG/SC/CRP/CRS

Application: Timber Door

LHS06
Material:SUS304 / SUS316
Type: Square Rose Lever Handles
Available Finishes: SSS / PSS / AB / PC / PVD-SG/PG/SC/CRP/CRS

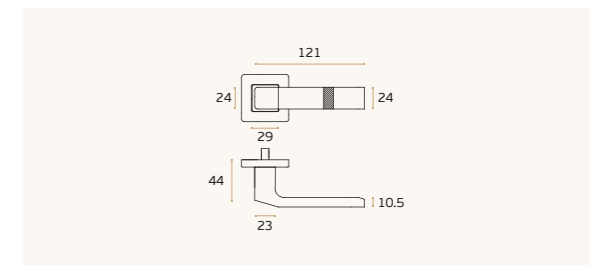
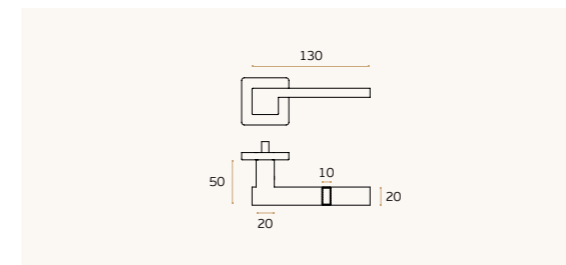
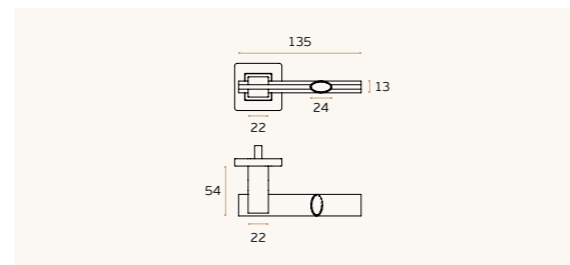
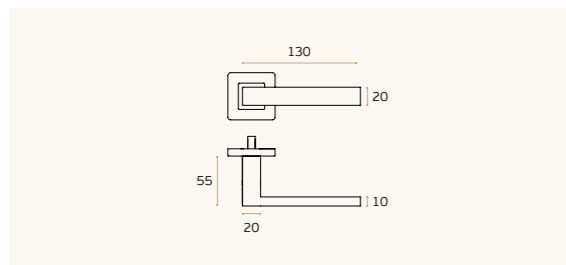
Application: Timber Door

LHS11
Material:SUS304 / SUS316
Type: Square Rose Lever Handles
Available Finishes: SSS / PSS / AB / PC / PVD-SG/PG/SC/CRP/CRS

Application: Timber Door

LHS12
Material:SUS304 / SUS316
Type: Square Rose Lever Handles
Available Finishes: SSS / PSS / AB / PC / PVD-SG/PG/SC/CRP/CRS

Application: Timber Door



LEVER HANDLES & ACCESSORIES / SQUARE ROSE LEVER HANDLES



LHS13

Material:SUS304 / SUS316
Type: Square Rose Lever Handles
Available Finishes: SSS / PSS / AB / PC / PVD-SG/PG/SC/CRP/CRS

Application: Timber Door

LHS14

Material:SUS304 / SUS316
Type: Square Rose Lever Handles
Available Finishes: SSS / PSS / AB / PC / PVD-SG/PG/SC/CRP/CRS

Application: Timber Door

LHI43

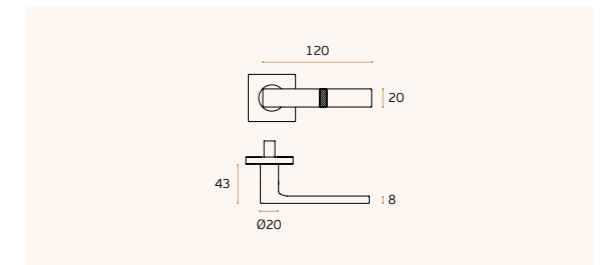
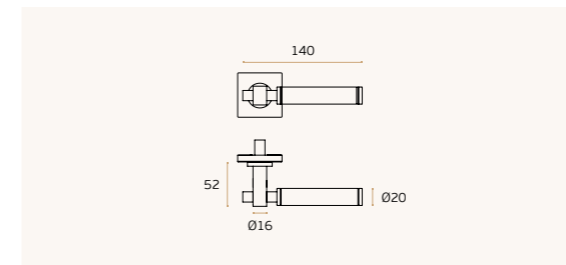
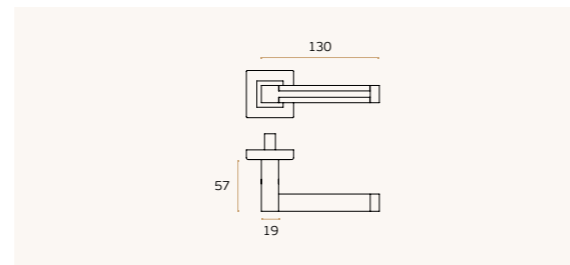
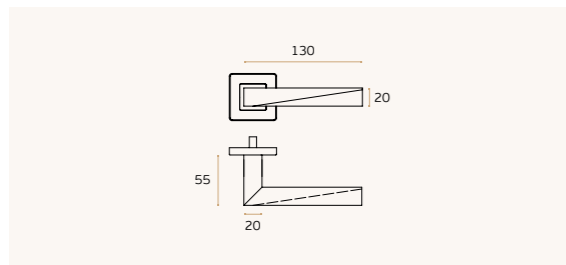
Material:SUS304 / SUS316
Type: Square Rose Lever Handles
Available Finishes: SSS / PSS / AB / PC / PVD-SG/PG/SC/CRP/CRS

Application: Timber Door

LHI44

Material:SUS304 / SUS316
Type: Square Rose Lever Handles
Available Finishes: SSS / PSS / AB / PC / PVD-SG/PG/SC/CRP/CRS

Application: Timber Door



NEW



LHS17

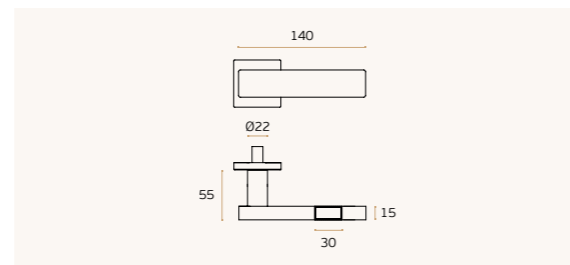
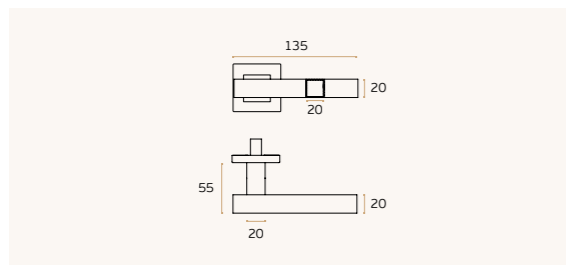
Material:SUS304 / SUS316
Type: Square Rose Lever Handles
Available Finishes: SSS / PSS / AB / PC / PVD-SG/PG/SC/CRP/CRS

Application: Timber Door


LHS18

Material:SUS304 / SUS316
Type: Square Rose Lever Handles
Available Finishes: SSS / PSS / AB / PC / PVD-SG/PG/SC/CRP/CRS

Application: Timber Door



**SOLID
LEVER
HANDLES**



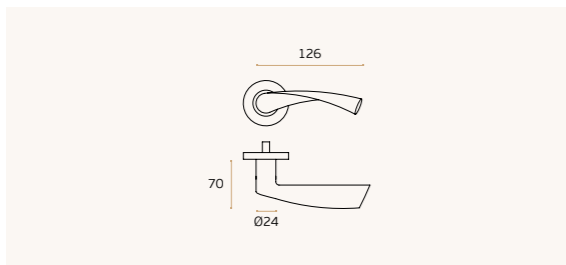
classic



LH101

Material:SUS304 / SUS316
Type: Solid Lever Handle
Available Finishes:
SSS / PSS / AB / PC / PVD-SG/PG/SC/CRP/CRS

Application:
Timber Door



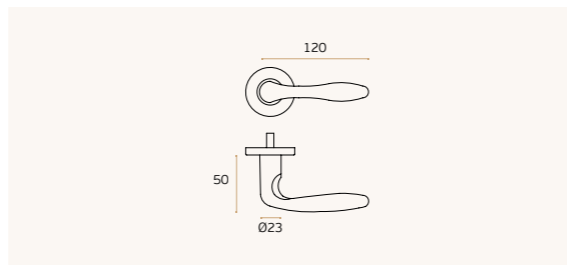
classic



LH102

Material:SUS304 / SUS316
Type: Solid Lever Handle
Available Finishes:
SSS / PSS / AB / PC / PVD-SG/PG/SC/CRP/CRS

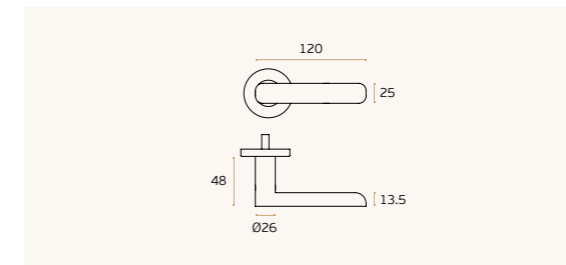
Application:
Timber Door



LH106

Material:SUS304 / SUS316
Type: Solid Lever Handle
Available Finishes:
SSS / PSS / AB / PC / PVD-SG/PG/SC/CRP/CRS

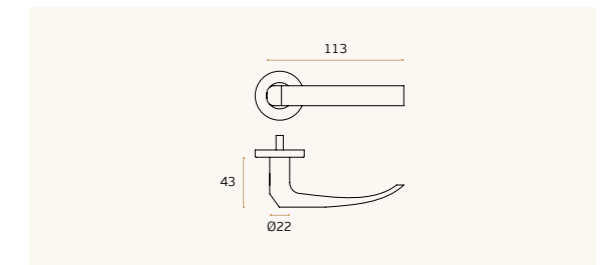
Application:
Timber Door



LH107

Material:SUS304 / SUS316
Type: Solid Lever Handle
Available Finishes:
SSS / PSS / AB / PC / PVD-SG/PG/SC/CRP/CRS

Application:
Timber Door



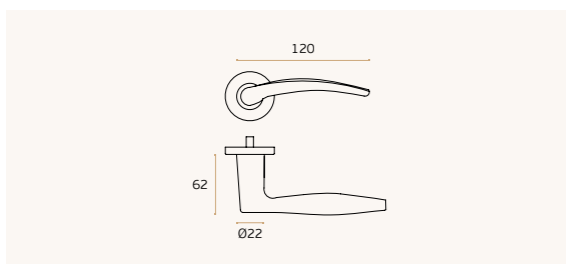
classic



LH104

Material:SUS304 / SUS316
Type: Solid Lever Handle
Available Finishes:
SSS / PSS / AB / PC / PVD-SG/PG/SC/CRP/CRS

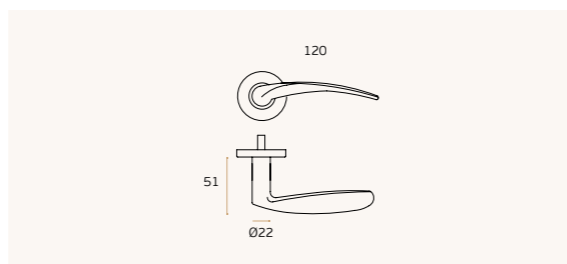
Application:
Timber Door



LH105

Material:SUS304 / SUS316
Type: Solid Lever Handle
Available Finishes:
SSS / PSS / AB / PC / PVD-SG/PG/SC/CRP/CRS

Application:
Timber Door



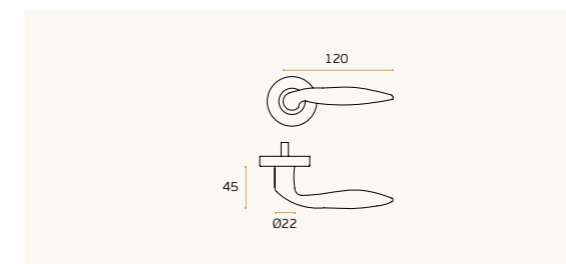
classic



LH109

Material:SUS304 / SUS316
Type: Solid Lever Handle
Available Finishes:
SSS / PSS / AB / PC / PVD-SG/PG/SC/CRP/CRS

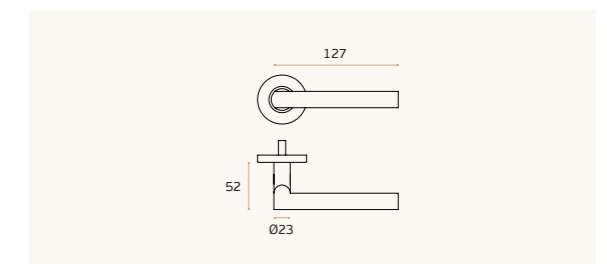
Application:
Timber Door



LH111

Material:SUS304 / SUS316
Type: Solid Lever Handle
Available Finishes:
SSS / PSS / AB / PC / PVD-SG/PG/SC/CRP/CRS

Application:
Timber Door



LEVER HANDLES & ACCESSORIES / SOLID LEVER HANDLES



LHI12
Material:SUS304 / SUS316
Type: Solid Lever Handle
Available Finishes: SSS / PSS / AB / PC / PVD-SG/PG/SC/CRP/CRS

Application: Timber Door



LHI15
Material:SUS304 / SUS316
Type: Solid Lever Handle
Available Finishes: SSS / PSS / AB / PC / PVD-SG/PG/SC/CRP/CRS

Application: Timber Door



LHI20
Material:SUS304 / SUS316
Type: Solid Lever Handle
Available Finishes: SSS / PSS / AB / PC / PVD-SG/PG/SC/CRP/CRS

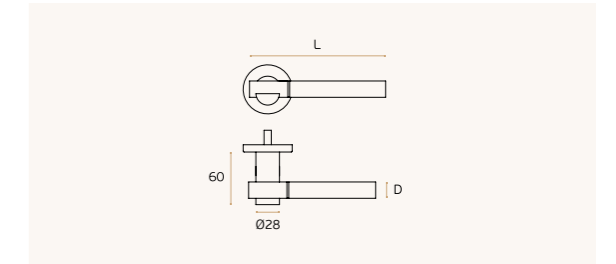
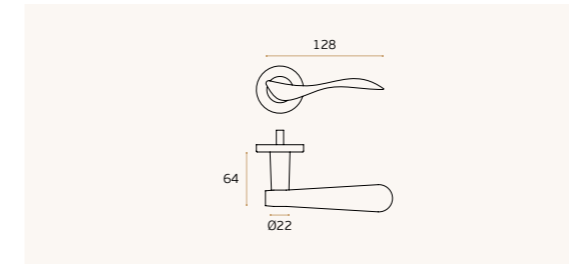
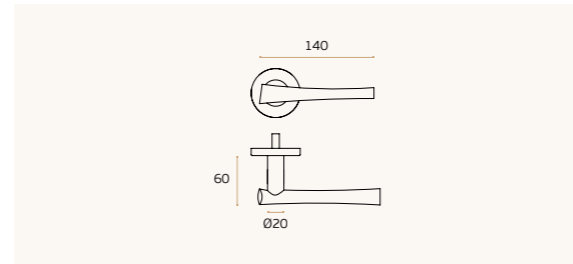
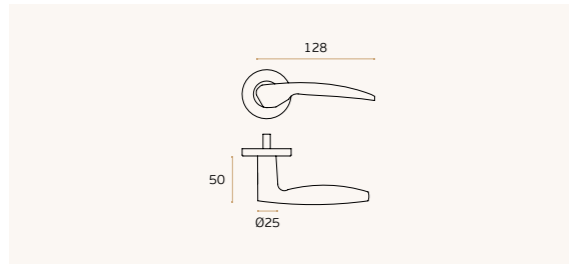
Application: Timber Door



LHI21
Material:SUS304 / SUS316
Type: Solid Lever Handle
Available Finishes: SSS / PSS / AB / PC / PVD-SG/PG/SC/CRP/CRS

Application: Timber Door
Metal Door

L	x	D
135		Φ19
140		Φ20



EN 1906 47-0140B



LHI17
Material:SUS304 / SUS316
Type: Solid Lever Handle
Available Finishes: SSS / PSS / AB / PC / PVD-SG/PG/SC/CRP/CRS

Application: Timber Door



LHI18
Material:SUS304 / SUS316
Type: Solid Lever Handle
Available Finishes: SSS / PSS / AB / PC / PVD-SG/PG/SC/CRP/CRS

Application: Timber Door



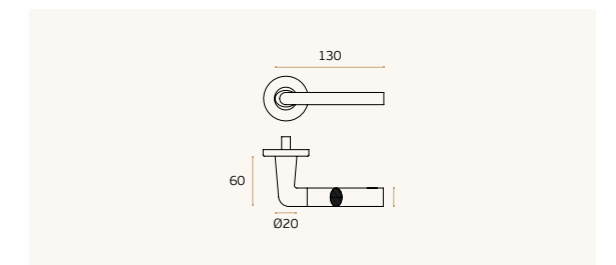
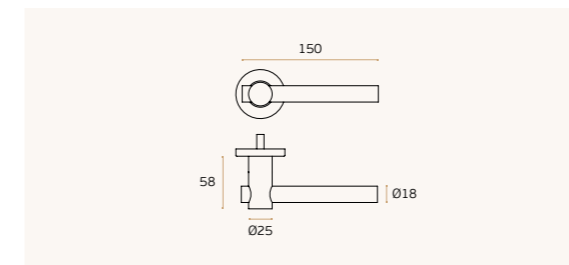
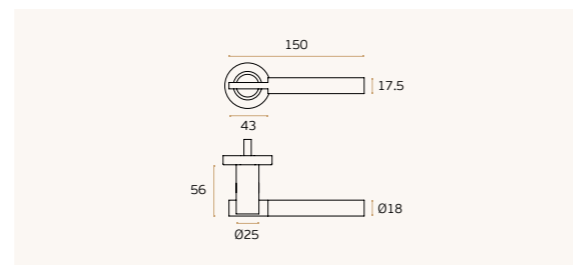
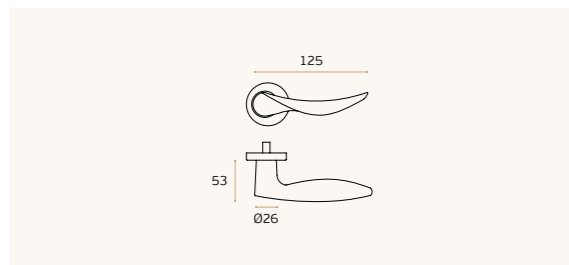
LHI22
Material:SUS304 / SUS316
Type: Solid Lever Handle
Available Finishes: SSS / PSS / AB / PC / PVD-SG/PG/SC/CRP/CRS

Application: Timber Door



LHI25
Material:SUS304 / SUS316
Type: Solid Lever Handle
Available Finishes: SSS / PSS / AB / PC / PVD-SG/PG/SC/CRP/CRS

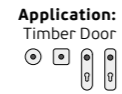
Application: Timber Door



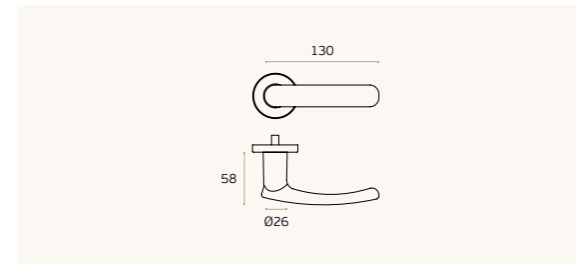
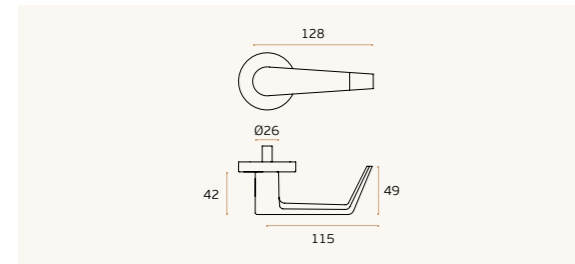
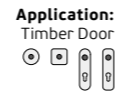
LEVER HANDLES & ACCESSORIES / SOLID LEVER HANDLES



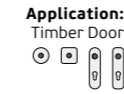
LHI26
Material:SUS304 / SUS316
Type: Solid Lever Handle
Available Finishes: SSS / PSS / AB / PC / PVD-SG/PG/SC/CRP/CRS



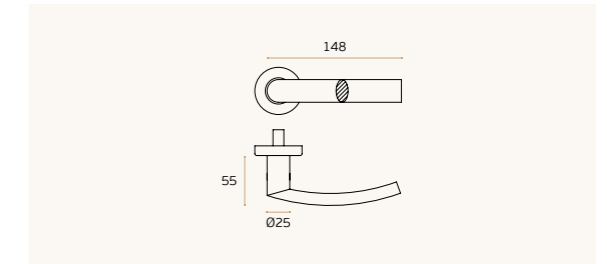
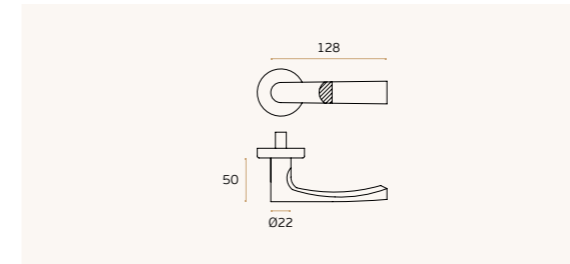
LHI29
Material:SUS304 / SUS316
Type: Solid Lever Handle
Available Finishes: SSS / PSS / AB / PC / PVD-SG/PG/SC/CRP/CRS



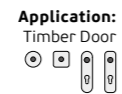
LHI35
Material:SUS304 / SUS316
Type: Solid Lever Handle
Available Finishes: SSS / PSS / AB / PC / PVD-SG/PG/SC/CRP/CRS



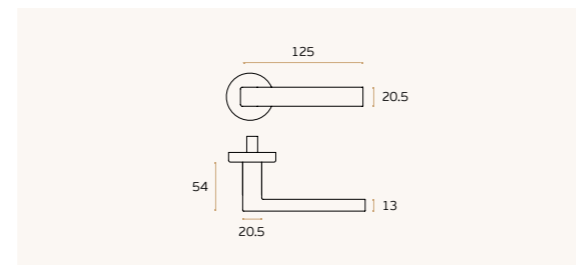
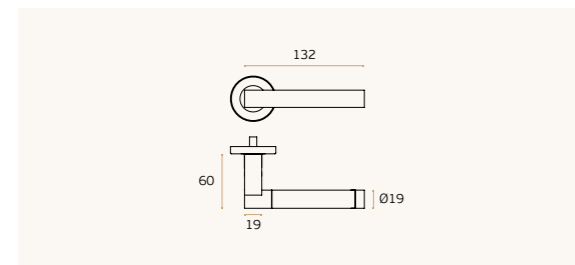
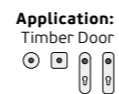
LHI36
Material:SUS304 / SUS316
Type: Solid Lever Handle
Available Finishes: SSS / PSS / AB / PC / PVD-SG/PG/SC/CRP/CRS



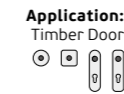
LHI30
Material:SUS304 / SUS316
Type: Solid Lever Handle
Available Finishes: SSS / PSS / AB / PC / PVD-SG/PG/SC/CRP/CRS



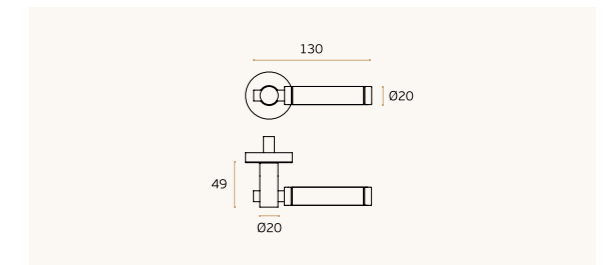
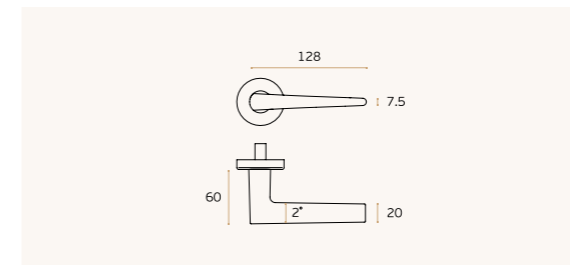
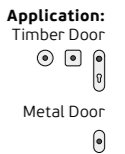
LHI34
Material:SUS304 / SUS316
Type: Solid Lever Handle
Available Finishes: SSS / PSS / AB / PC / PVD-SG/PG/SC/CRP/CRS



LHI45
Material:SUS304 / SUS316
Type: Solid Lever Handle
Available Finishes: SSS / PSS / AB / PC / PVD-SG/PG/SC/CRP/CRS



LHI46
Material:SUS304 / SUS316
Type: Hollow Tube Lever Handle
Available Finishes: SSS / PSS / AB / PC / PVD-SG/PG/SC/CRP/CRS



LEVER HANDLES & ACCESSORIES / SOLID LEVER HANDLES



LHI48
Material:SUS304 / SUS316
Type: Solid Lever Handle
Available Finishes: SSS / PSS / AB / PC / PVD-SG/PG/SC/CRP/CRS

Application: Timber Door



LHI50
Material:SUS304 / SUS316
Type: Solid Lever Handle
Available Finishes: SSS / PSS / AB / PC / PVD-SG/PG/SC/CRP/CRS

Application: Timber Door

NEW



LHI53
Material:SUS304 / SUS316
Type: Solid Lever Handle
Available Finishes: SSS / PSS / AB / PC / PVD-SG/PG/SC/CRP/CRS

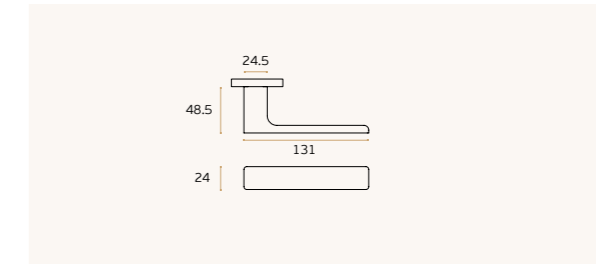
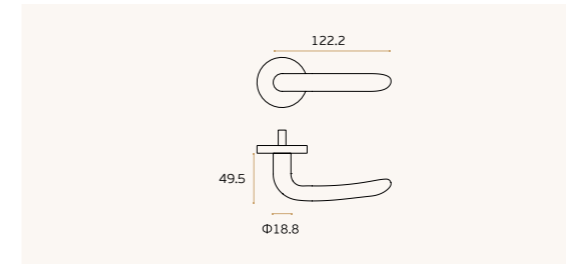
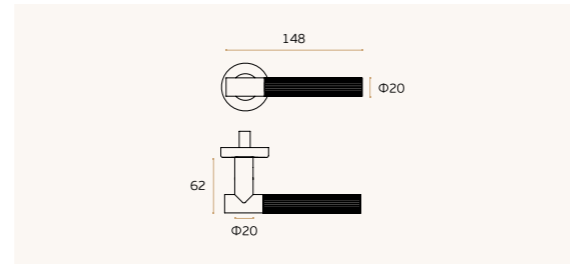
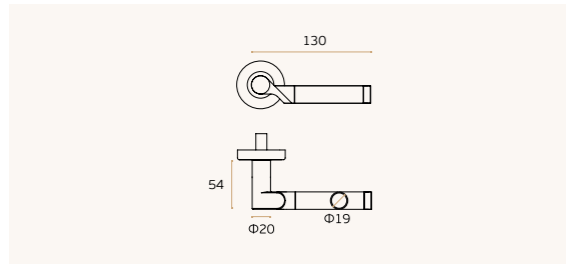
Application: Timber Door

NEW



LHI54
Material:SUS304 / SUS316
Type: Solid Lever Handle
Available Finishes: SSS / PSS / AB / PC / PVD-SG/PG/SC/CRP/CRS

Application: Timber Door



EN 1906 47-0140B



LHI51
Material:SUS304 / SUS316
Type: Square Rose Lever Handles
Available Finishes: SSS / PSS / AB / PC / PVD-SG/PG/SC/CRP/CRS

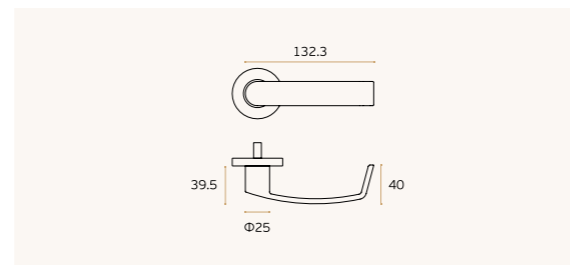
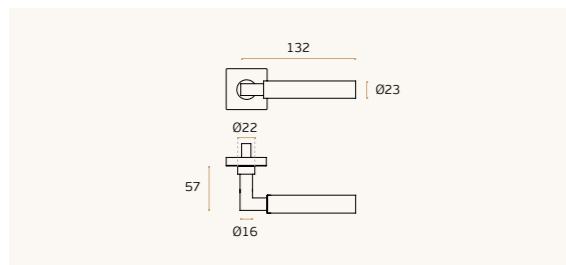
Application: Timber Door

NEW



LHI52
Material:SUS304 / SUS316
Type: Solid Lever Handle
Available Finishes: SSS / PSS / AB / PC / PVD-SG/PG/SC/CRP/CRS

Application: Timber Door



LEVER HANDLES & ACCESSORIES / NON-REMOVABLE KNOBS

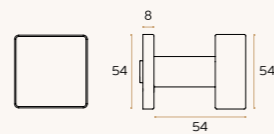
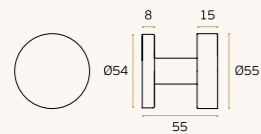


KB01

Material:SUS304 / SUS316
Type: Non-removable Knob
Available Finishes: SSS / PSS / AB / PC / PVD-SG/PG/SC/CRP/CRS

KB04

Material:SUS304 / SUS316
Type: Non-removable Knob
Available Finishes: SSS / PSS / AB / PC / PVD-SG/PG/SC/CRP/CRS



LEVER HANDLES & ACCESSORIES / NON-REMOVABLE KNOBS



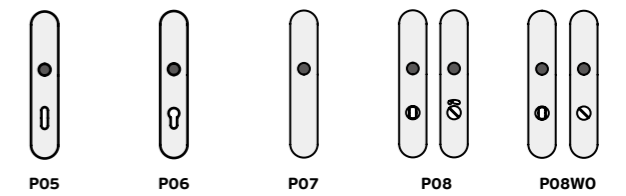
Other Matching Options:



KB05

Material:SUS304 / SUS316
Type: Non-removable Knob
Available Finishes: SSS / PSS / AB / PC / PVD-SG/PG/SC/CRP/CRS
Application: Suitable for timber or metal doors

Other Matching Options:



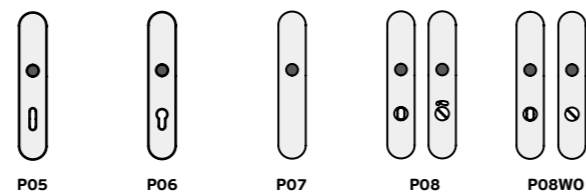
Other Matching Options:



KB02

Material:SUS304 / SUS316
Type: Non-removable Knob
Available Finishes: SSS / PSS / AB / PC / PVD-SG/PG/SC/CRP/CRS

Other Matching Options:



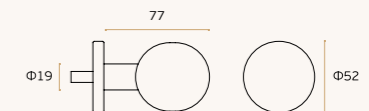
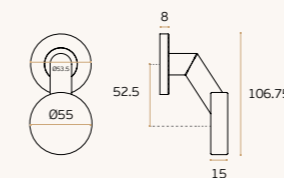
KB06

Material:SUS304 / SUS316
Type: Non-removable Knob
Available Finishes: SSS / PSS / AB / PC / PVD-SG/PG/SC/CRP/CRS



KB07

Material:SUS304 / SUS316
Type: Non-removable Knob
Available Finishes: SSS / PSS / AB / PC / PVD-SG/PG/SC/CRP/CRS



LEVEL HANDLES & ACCESSORIES / CUP RING HANDLE

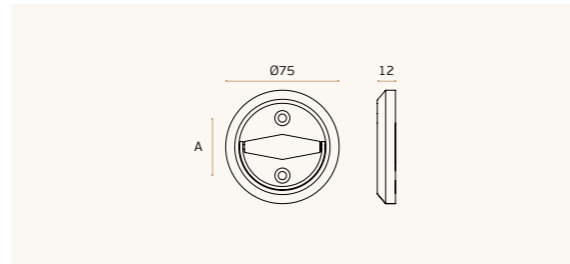
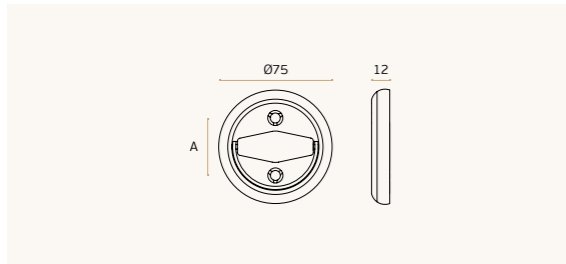


CRH01
Material: SUS304 / SUS316
Type: Cup Ring Handle
Available Finishes: SSS / PSS / AB / PC / PVD-SG/PG/SC/CRP/CRS

A
41
38

CRH02
Material: SUS304 / SUS316
Type: Cup Ring Handle
Available Finishes: SSS / PSS / AB / PC / PVD-SG/PG/SC/CRP/CRS

A
41
38

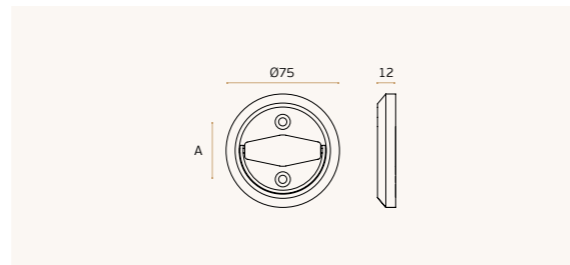
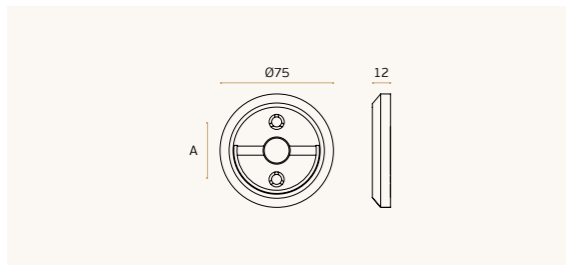


CRH03
Material: SUS304 / SUS316
Type: Cup Ring Handle
Available Finishes: SSS / PSS / AB / PC / PVD-SG/PG/SC/CRP/CRS

A
41
38

CRH04
Material: SUS304 / SUS316
Type: Cup Ring Handle
Available Finishes: SSS / PSS / AB / PC / PVD-SG/PG/SC/CRP/CRS

A
41
38



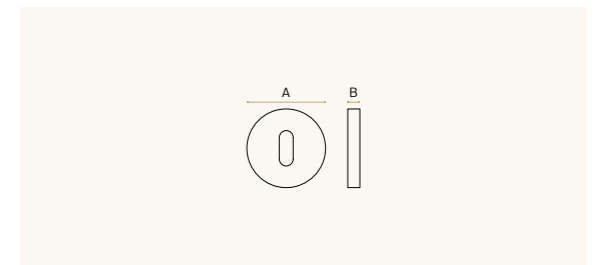
ESCUTCHEONS



E01

Material: SUS304 / SUS316
Type: Escutcheons
Available Finishes:
 SSS / PSS / AB / PC / PVD-SG/PG/SC/CRP/CRS
Application:
 Key hole for normal key

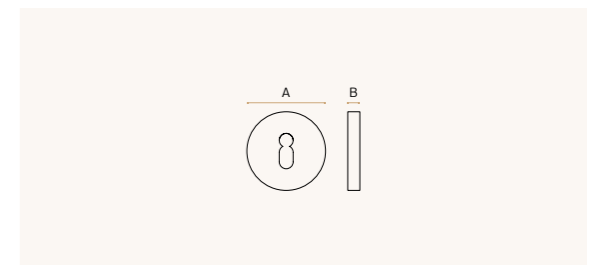
A	x	B
Φ52		8
Φ54		8
Φ54		10



E02

Material: SUS304 / SUS316
Type: Escutcheons
Available Finishes:
 SSS / PSS / AB / PC / PVD-SG/PG/SC/CRP/CRS
Application:
 Key hole for european cylinder

A	x	B
Φ52		8
Φ54		8
Φ54		10



LEVEL HANDLES & ACCESSORIES / ESCUTCHEONS



E03

Material:SUS304 / SUS316
Type: Escutcheons
Available Finishes: SSS / PSS / AB / PC / PVD-SG/PG/SC/CRP/CRS
Application: Key hole for european cylinder

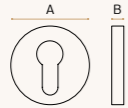
A	x	B
Φ52		8
Φ54		8
Φ54		10



E04

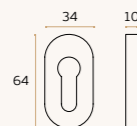
Material:SUS304 / SUS316
Type: Escutcheons
Available Finishes: SSS / PSS / AB / PC / PVD-SG/PG/SC/CRP/CRS
Application: Key hole for normal key

A	x	B
Φ52		8
Φ54		8
Φ54		10



E06

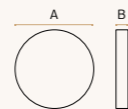
Material:SUS304 / SUS316
Type: Escutcheons
Available Finishes: SSS / PSS / AB / PC / PVD-SG/PG/SC/CRP/CRS



E07

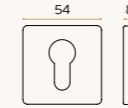
Material:SUS304 / SUS316
Type: Escutcheons
Available Finishes: SSS / PSS / AB / PC / PVD-SG/PG/SC/CRP/CRS
Application: Blind key hole

A	x	B
Φ52		8
Φ54		8
Φ54		10



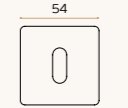
E08

Material:SUS304 / SUS316
Type: Escutcheons
Available Finishes: SSS / PSS / AB / PC / PVD-SG/PG/SC/CRP/CRS



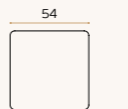
E09

Material:SUS304 / SUS316
Type: Escutcheons
Available Finishes: SSS / PSS / AB / PC / PVD-SG/PG/SC/CRP/CRS



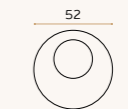
E10

Material:SUS304 / SUS316
Type: Escutcheons
Available Finishes: SSS / PSS / AB / PC / PVD-SG/PG/SC/CRP/CRS



E11

Material:SUS304 / SUS316
Type: Escutcheons
Available Finishes: SSS / PSS / AB / PC / PVD-SG/PG/SC/CRP/CRS
Application: Key hole for swiss cylinder



LEVEL HANDLES & ACCESSORIES / ESCUTCHEONS

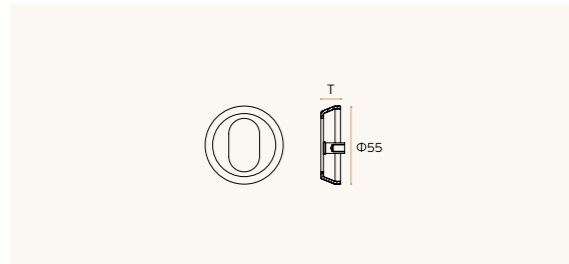
NEW



E12

Material:SUS304 / SUS316
Type: Escutcheons
Available Finishes: SSS / PSS / AB / PC / PVD-SG / PG / SC / CRP / CRS
Application: TIMBER DOOR

T
6
8
11
13
16
18
21



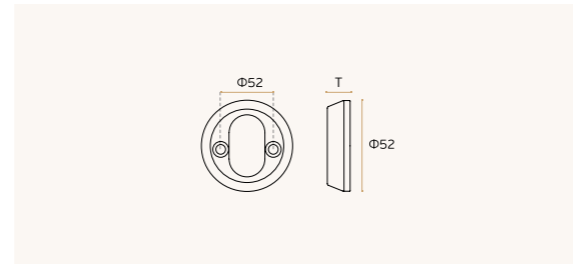
NEW



E13

Material:SUS304 / SUS316
Type: Escutcheons
Available Finishes: SSS / PSS / AB / PC / PVD-SG / PG / SC / CRP / CRS
Application: TIMBER DOOR

T
6
8
11
13
16
18
21



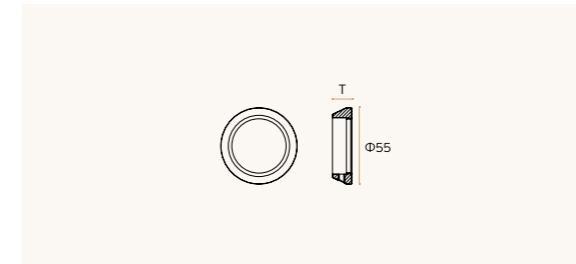
NEW



E16

Material:SUS304 / SUS316
Type: Escutcheons
Available Finishes: SSS / PSS / AB / PC / PVD-SG / PG / SC / CRP / CRS
Application: TIMBER DOOR

T
6
8
11
13
16
18
21



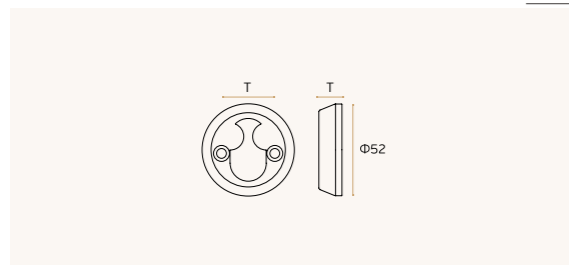
NEW



E14

Material:SUS304 / SUS316
Type: Escutcheons
Available Finishes: SSS / PSS / AB / PC / PVD-SG / PG / SC / CRP / CRS
Application: TIMBER DOOR

T
6
8
11
13
16
18
21



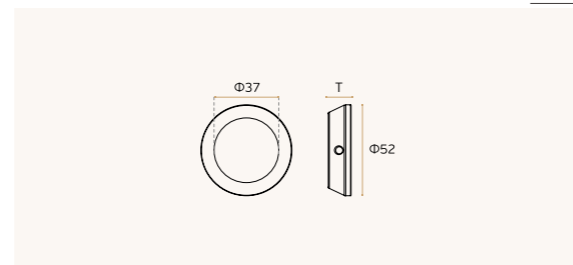
NEW



E15

Material:SUS304 / SUS316
Type: Escutcheons
Available Finishes: SSS / PSS / AB / PC / PVD-SG / PG / SC / CRP / CRS
Application: TIMBER DOOR

T
6
8
11
13
16
18
21



TURN KNOBS

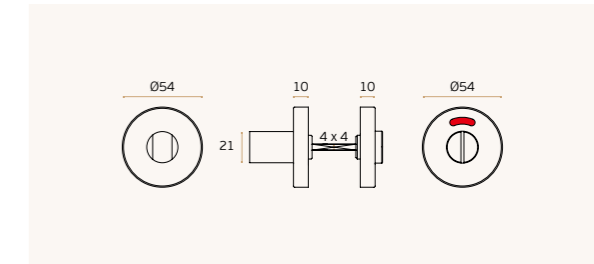


We invest a lot in quality and the evidence of that effort can be displayed at our products, especially the details. All products are subject to frequent tested at each serial of production, ensuring a continuous quality control.



T01

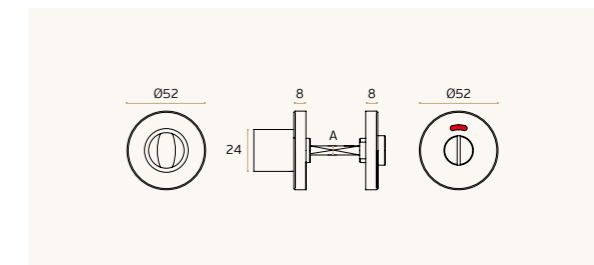
Material:SUS304 / SUS316
Type: Turn Knob
Available Finishes:
SSS / PSS / AB / PC / PVD-SG/PG/SC/CRP/CRS



T02

Material:SUS304 / SUS316
Type: Turn Knob
Available Finishes:
SSS / PSS / AB / PC / PVD-SG/PG/SC/CRP/CRS

A
5 x 5
6 x 6
8 x 8



LEVER HANDLES & ACCESSORIES / TURN KNOBS



T02WO
Material:SUS304 / SUS316
Type: Turn Knob
Available Finishes: SSS / PSS / AB / PC / PVD-SG/PG/SC/CRP/CRS

A
5 x 5
6 x 6
8 x 8



T03
Material:SUS304 / SUS316
Type: Turn Knob
Available Finishes: SSS / PSS / AB / PC / PVD-SG/PG/SC/CRP/CRS


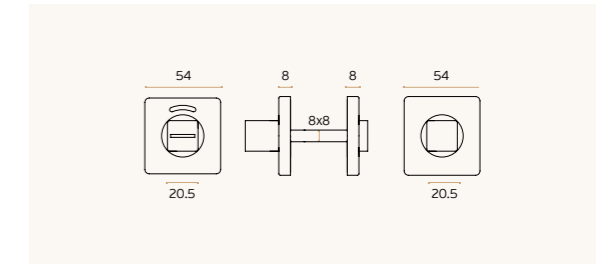
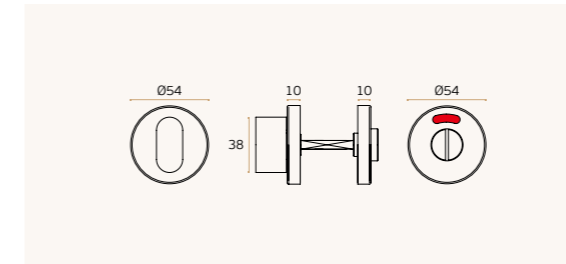
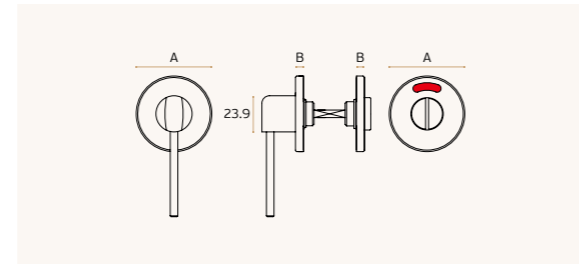
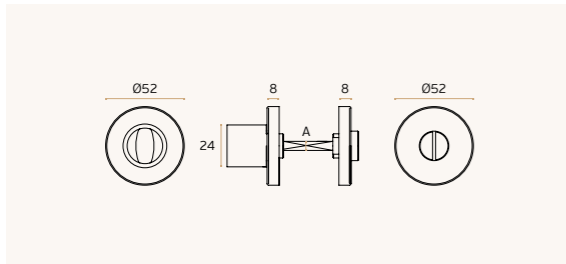
A x B
Φ50 6.5
Φ50 5



T06
Material:SUS304 / SUS316
Type: Turn Knob
Available Finishes: SSS / PSS / AB / PC / PVD-SG/PG/SC/CRP/CRS



T07
Material:SUS304 / SUS316
Type: Turn Knob
Available Finishes: SSS / PSS / AB / PC / PVD-SG/PG/SC/CRP/CRS



T05
Material:SUS304 / SUS316
Type: Turn Knob
Available Finishes: SSS / PSS / AB / PC / PVD-SG/PG/SC/CRP/CRS

A x B C
Φ52 8 6 x 6
Φ54 8 8 x 8
Φ54 10




T05WO
Material:SUS304 / SUS316
Type: Turn Knob
Available Finishes: SSS / PSS / AB / PC / PVD-SG/PG/SC/CRP/CRS

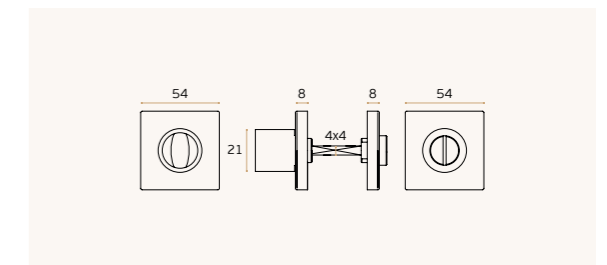
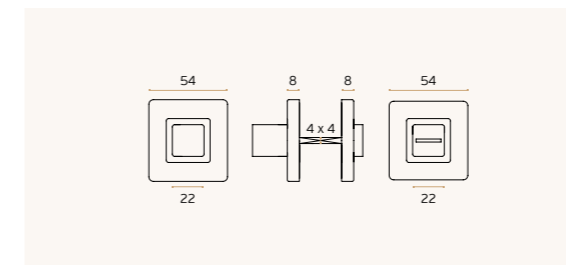
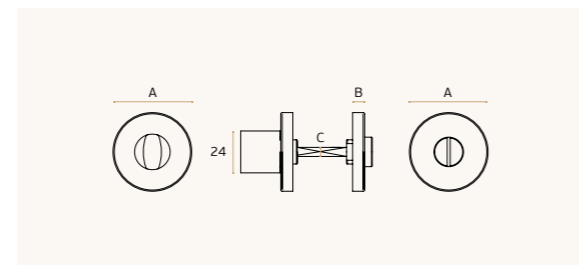
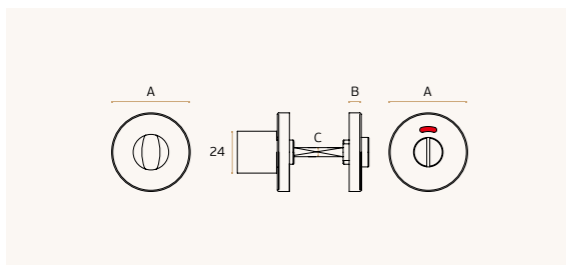
A x B C
Φ52 8 6 x 6
Φ54 8 8 x 8
Φ54 10



T07WO
Material:SUS304 / SUS316
Type: Turn Knob
Available Finishes: SSS / PSS / AB / PC / PVD-SG/PG/SC/CRP/CRS



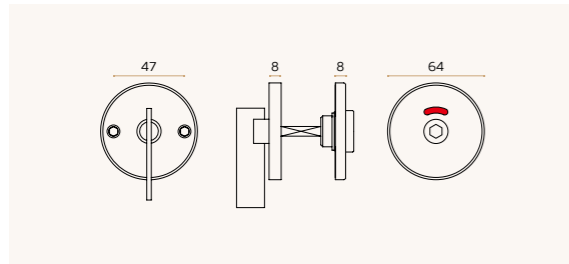
T09
Material:SUS304 / SUS316
Type: Turn Knob
Available Finishes: SSS / PSS / AB / PC / PVD-SG/PG/SC/CRP/CRS



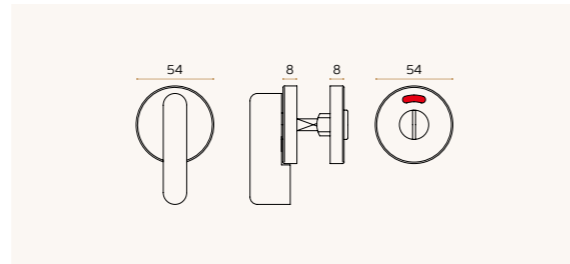
LEVER HANDLES & ACCESSORIES / TURN KNOBS




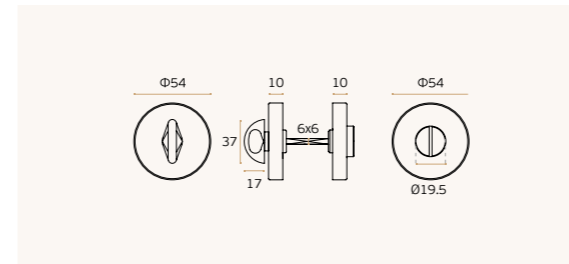
T10
Material: SUS304 / SUS316
Type: Turn Knob
Available Finishes: SSS / PSS / AB / PC / PVD-SG/PG/SC/CRP/CRS



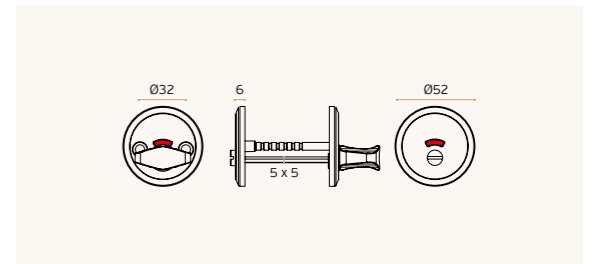
T11-H
Material: SUS304 / SUS316
Type: Turn Knob
Available Finishes: SSS / PSS / AB / PC / PVD-SG/PG/SC/CRP/CRS



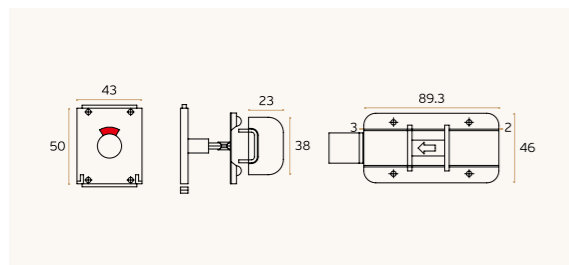
T14
Material: SUS304 / SUS316
Type: Turn Knob
Available Finishes: SSS / PSS / AB / PC / PVD-SG/PG/SC/CRP/CRS




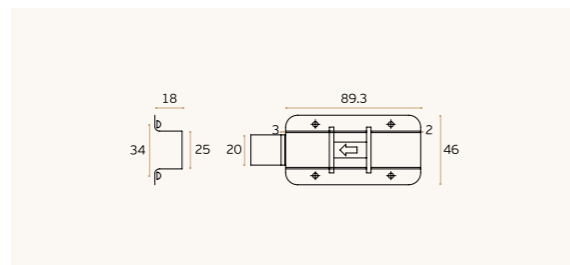
T15
Material: SUS304 / SUS316
Type: Turn Knob
Available Finishes: SSS / PSS / AB / PC / PVD-SG/PG/SC/CRP/CRS



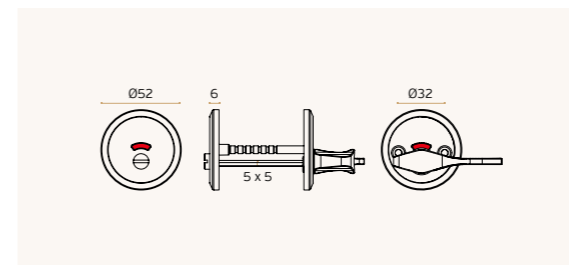
T12
Material: SUS304 / SUS316
Type: Turn Knob
Available Finishes: SSS / PSS / AB / PC / PVD-SG/PG/SC/CRP/CRS



T13
Material: SUS304 / SUS316
Type: Turn Knob
Available Finishes: SSS / PSS / AB / PC / PVD-SG/PG/SC/CRP/CRS



T16
Material: SUS304 / SUS316
Type: Turn Knob
Available Finishes: SSS / PSS / AB / PC / PVD-SG/PG/SC/CRP/CRS



**BACK
PLATES**



LEVER HANDLES & ACCESSORIES / BACK PLATES



LHT01P06



LHT03P06



LHT01P05



LHT01P07



LHT03P05



LHT03P07



LHT01P08WO



LHT01P08



LHT03P08WO



LHT03P08

LEVER HANDLES & ACCESSORIES / BACK PLATES



LHT04P06



LHT06P06



LHT04P05



LHT04P07



LHT06P05



LHT06P07



LHT04P08WO



LHT04P08



LHT06P08WO



LHT06P08

LEVER HANDLES & ACCESSORIES / BACK PLATES



LHT01P05



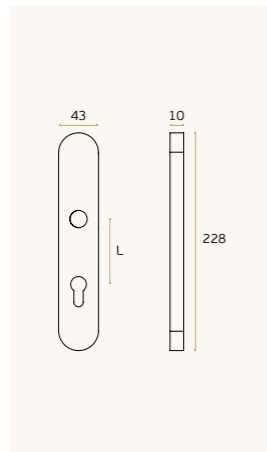
LHT01P06

P06

Material:SUS304 / SUS316
Type: Rounded Corner Back Plate
Available Finishes: SSS / PSS / AB / PC / PVD-SG/PG/SC/CRP/CRS
Application:Key hole for european cylinder



L
70
72
85

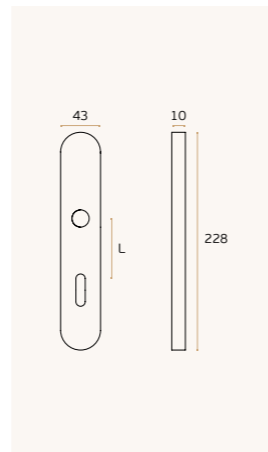


P05

Material:SUS304 / SUS316
Type: Rounded Corner Back Plate
Available Finishes: SSS / PSS / AB / PC / PVD-SG/PG/SC/CRP/CRS
Application:Key hole for normal key



L
70
72
85

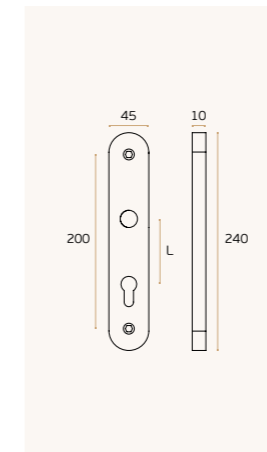


P03

Material:SUS304 / SUS316
Type: Rounded Corner Back Plate
Available Finishes: SSS / PSS / AB / PC / PVD-SG/PG/SC/CRP/CRS
Application:Key hole for european cylinder



L
72
85

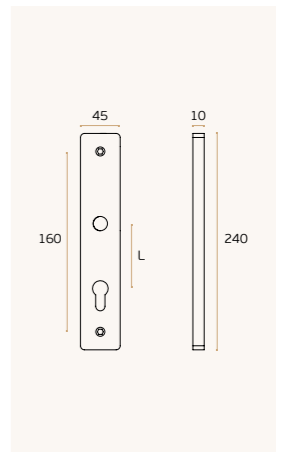


P04

Material:SUS304 / SUS316
Type: Square Corner Back Plate
Available Finishes: SSS / PSS / AB / PC / PVD-SG/PG/SC/CRP/CRS
Application:Key hole for european cylinder



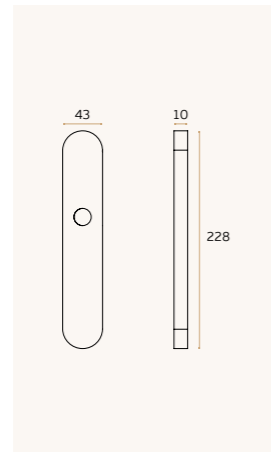
L
72
85



LEVER HANDLES & ACCESSORIES / BACK PLATES

P07

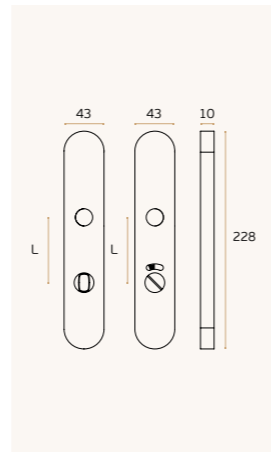
Material:SUS304 / SUS316
Type: Rounded Corner Back Plate
Available Finishes: SSS / PSS / AB / PC / PVD-SG/PG/SC/CRP/CRS
Application:Blind key hole



P08

Material:SUS304 / SUS316
Type: Rounded Corner Back Plate
Available Finishes: SSS / PSS / AB / PC / PVD-SG/PG/SC/CRP/CRS
Options:With or without color indicators

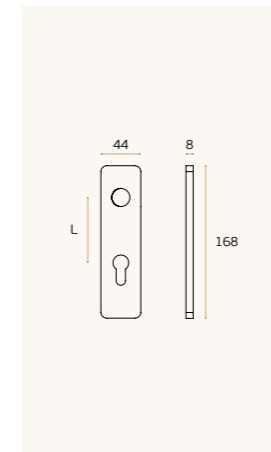
L
70
72
85



P10

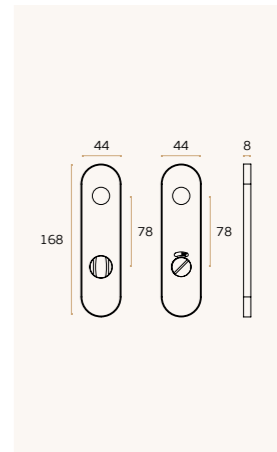
Material:SUS304 / SUS316
Type: Square Corner Back Plate
Available Finishes: SSS / PSS / AB / PC / PVD-SG/PG/SC/CRP/CRS
Application:Key hole for european cylinder

L
57
72



P11

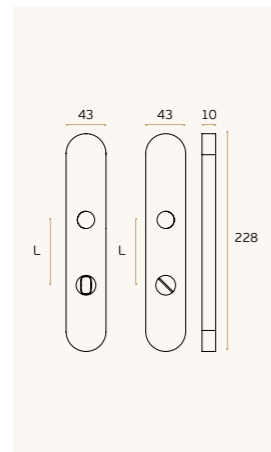
Material:SUS304 / SUS316
Type: Rounded Corner Back Plate
Available Finishes: SSS / PSS / AB / PC / PVD-SG/PG/SC/CRP/CRS
Options:With or without color indicators



P08WO

Material:SUS304 / SUS316
Type: Rounded Corner Back Plate
Available Finishes: SSS / PSS / AB / PC / PVD-SG/PG/SC/CRP/CRS
Options:With or without color indicators

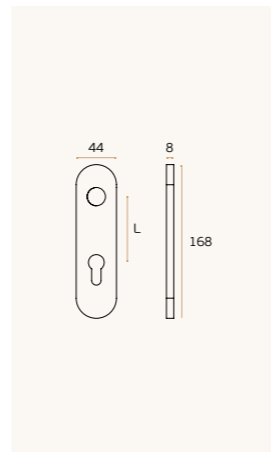
L
70
72
85



P09

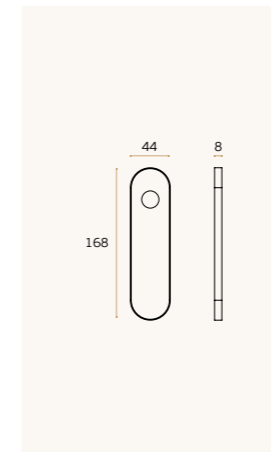
Material:SUS304 / SUS316
Type: Square Corner Back Plate
Available Finishes: SSS / PSS / AB / PC / PVD-SG/PG/SC/CRP/CRS
Application:Key hole for european cylinder

L
57
72
78



P12

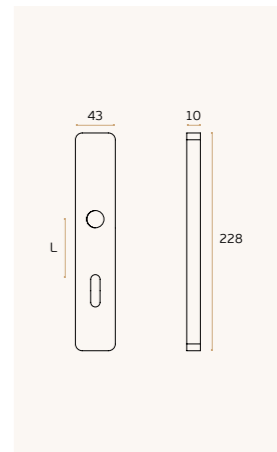
Material:SUS304 / SUS316
Type: Rounded Corner Back Plate
Available Finishes: SSS / PSS / AB / PC / PVD-SG/PG/SC/CRP/CRS
Application:Blind key hole



P13

Material:SUS304 / SUS316
Type: Square Corner Back Plate
Available Finishes: SSS / PSS / AB / PC / PVD-SG/PG/SC/CRP/CRS
Application:Key hole for normal key

L
72
85



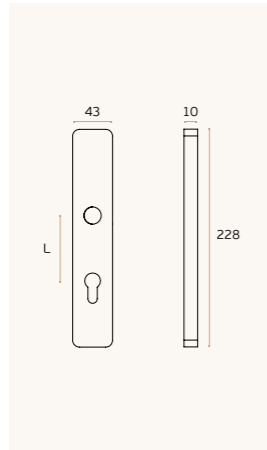
LEVER HANDLES & ACCESSORIES / BACK PLATES

P14

Material:SUS304 / SUS316
Type: Square Corner Back Plate
Available Finishes: SSS / PSS / AB / PC / PVD-SG/PG/SC/CRP/CRS
Application:Key hole for european cylinder

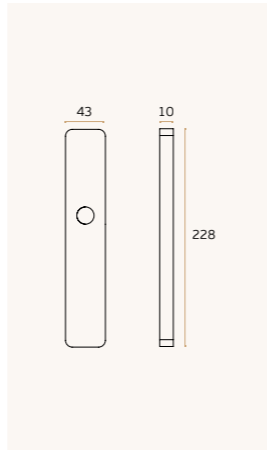


L
72
85



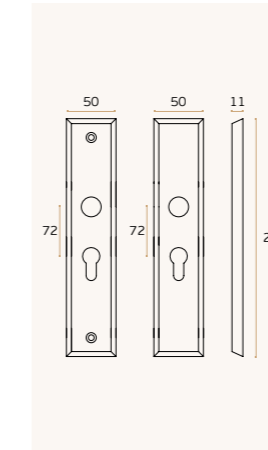
P15

Material:SUS304 / SUS316
Type: Square Corner Back Plate
Available Finishes: SSS / PSS / AB / PC / PVD-SG/PG/SC/CRP/CRS
Application:Blind key hole



P17

Material:SUS304 / SUS316
Type: Square Corner Back Plate
Available Finishes: SSS / PSS / AB / PC / PVD-SG/PG/SC/CRP/CRS
Application:Key hole for european cylinder

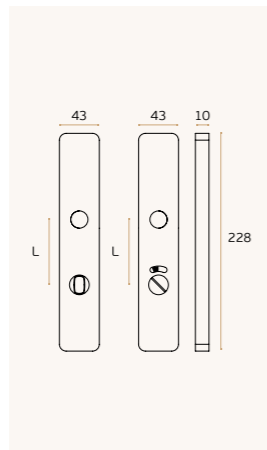


P16

Material:SUS304 / SUS316
Type: Square Corner Back Plate
Available Finishes: SSS / PSS / AB / PC / PVD-SG/PG/SC/CRP/CRS
Options:With or without color indicators



L
72
85

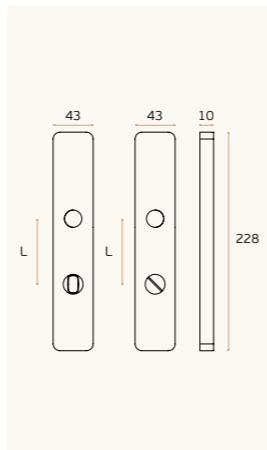


P16WO

Material:SUS304 / SUS316
Type: Square Corner Back Plate
Available Finishes: SSS / PSS / AB / PC / PVD-SG/PG/SC/CRP/CRS
Options:With or without color indicators



L
72
85



LEVER HANDLES & ACCESSORIES / SPINDLES



SP01
Application: Double action

- 7x7
- 8x8
- 9x9
- 10x10



SP02
Application: Double action

- 7x7
- 8x8
- 9x9
- 10x10



SP04
Application: Double action

- 7x7
- 8x8
- 9x9
- 10x10



SP05
Application: Double action

- 8-7
- 8.5-8
- 9-8
- 9.5-8



SP03
Application: Single action

- 7x7
- 8x8



SP07
Application: Single action

- 7x7
- 8x8



SP08
Application: Single action

- 7x7
- 8x8
- 9x9
- 10x10



SP09
Application: Single action

- 8x8



SP06
Application: No action

- 8x8
- 9x9



SP10
Application: No action

- 7x7
- 8x8
- 9x9



SP14
Application: No action



SP11
Application: Escape used

- 8x8
- 8.5x8.5
- 9x9

LEVER HANDLES & ACCESSORIES / ADAPTERS



AD6-7
Size: 6-7




AD6-8S
Size: 6-8



AD6-8L
Size: 6-8



AD7-8
Size: 7-8



AD7-9
Size: 7-9



AD8-9
Size: 8-9



AD8.5-9
Size: 8.5-9



AD9-10
Size: 9-10

INNER BASES



B01



B02



B03



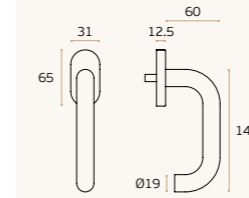
B05



B06

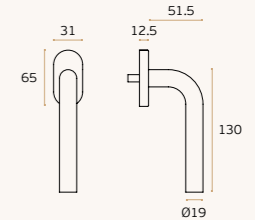
WINDOW HANDLES

The stainless steel, compared to other material such as brass or aluminum, present a resistance to corrosion and abrasion considerably superior. All window handles are subject to frequent tested at each serial of production, ensuring a continuous quality control.



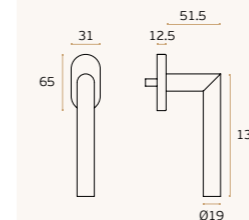
LHW01

Material:SUS304 / SUS316
Type: Window Handle
Available Finishes: SSS / PSS / AB / PC / PVD-SG/PG/SC/CRP/CRS
Application:Suitable for windows



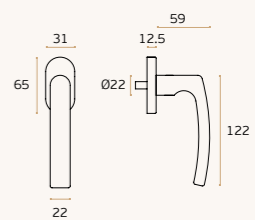
LHW02

Material:SUS304 / SUS316
Type: Window Handle
Available Finishes: SSS / PSS / AB / PC / PVD-SG/PG/SC/CRP/CRS
Application:Suitable for windows



LHW03

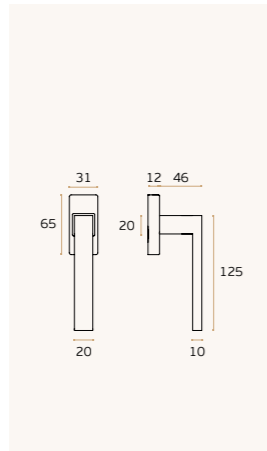
Material:SUS304 / SUS316
Type: Window Handle
Available Finishes: SSS / PSS / AB / PC / PVD-SG/PG/SC/CRP/CRS
Application:Suitable for windows



LHW04

Material:SUS304 / SUS316
Type: Window Handle
Available Finishes: SSS / PSS / AB / PC / PVD-SG/PG/SC/CRP/CRS
Application:Suitable for windows

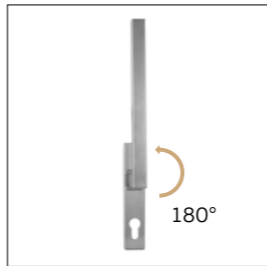
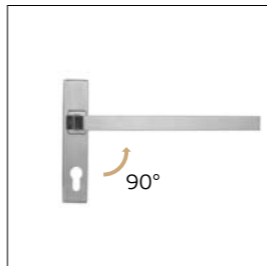
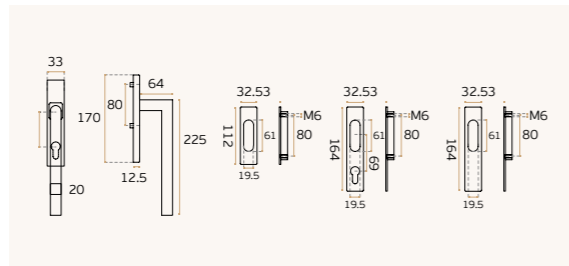
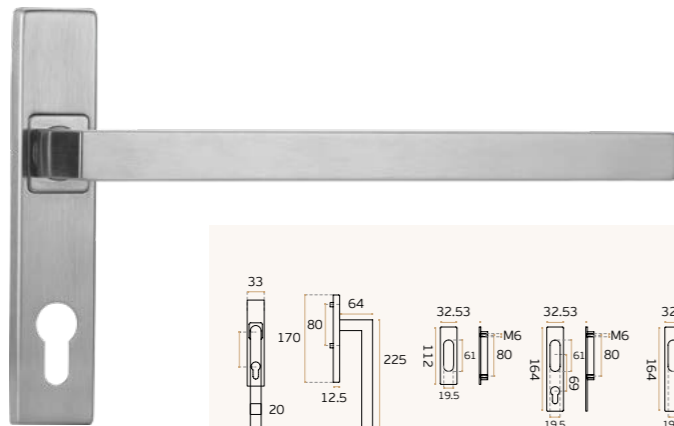
LEVEL HANDLES & ACCESSORIES / WINDOW HANDLES



LHW05

Material:SUS304 / SUS316
Type: Window Handle
Available Finishes: SSS / PSS / AB / PC / PVD-SG/ PG/SC/CRP/CRS
Application:Suitable for windows

Angle Adjustable:

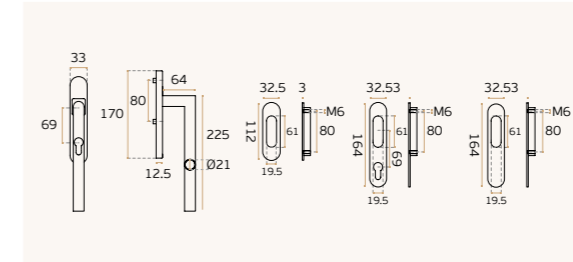
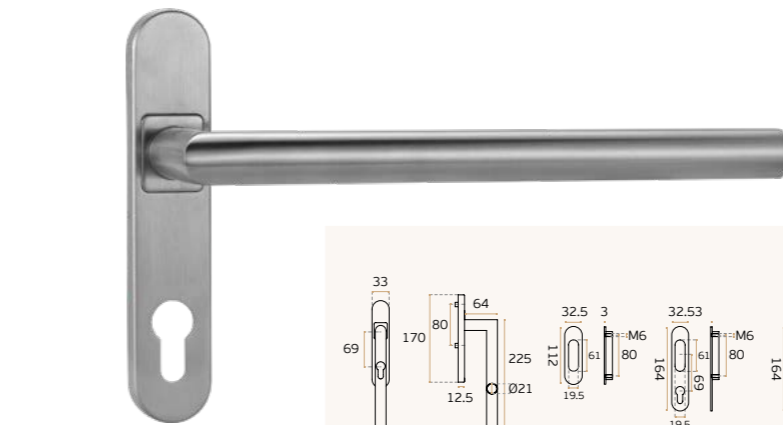


LHW07

Material:SUS304 / SUS316
Type: Window Handle
Available Finishes: SSS / PSS / AB / PC / PVD-SG/ PG/SC/CRP/CRS
Application:Suitable for windows

Optional Front Plates:

Optional Back Plates:




LHW06

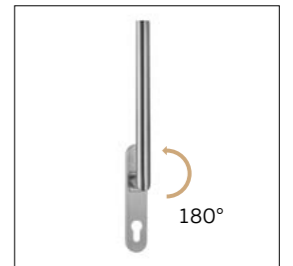
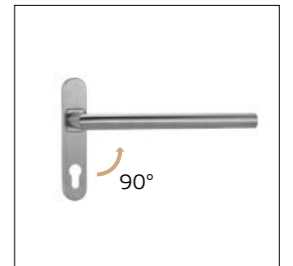
Material:SUS304 / SUS316
Type: Window Handle
Available Finishes: SSS / PSS / AB / PC / PVD-SG/ PG/SC/CRP/CRS
Application:Suitable for windows

Optional Front Plates:

Optional Back Plates:



Angle Adjustable:



PULL HANDLES

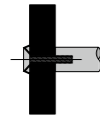
All our products are made in stainless steel material, stain finish or polished, depending on models. A rigorous quality control ensures that the finishes and bends are perfect and welds imperceptible. HANGFAT offers a range of fixing systems, which can meet almost all of requestments.



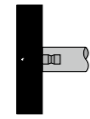
PULL HANDLES / PULL HANDLES

Pull Handle Installation & Instructions

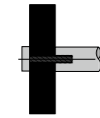
For timber door:



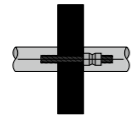
Single fixing on timber doors (Visible) door drilling $\Phi 12.5\text{mm}$



Single fixing on timber doors (Concealed) with Rampa sleeve door drilling $\Phi 13-\Phi 13.5\text{mm}$

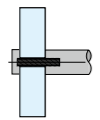


Single fixing on timber doors with decorative screw For door thickness 35-55mm

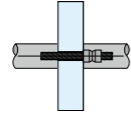


Back to back fixing on timber doors For door thickness 35-55mm

For glass door:



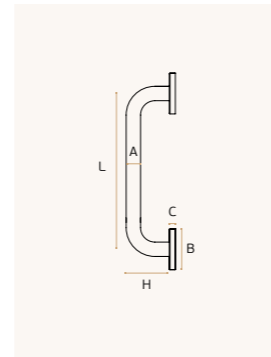
Single fixing on glass doors with decorative screw For door thickness 8-12mm



Back to back fixing on glass doors For door thickness 8-12mm



A	L	H	B	C
$\Phi 19$	150	65	$\Phi 45$	10
$\Phi 19$	200	65	$\Phi 52$	8
$\Phi 19$	225	65	$\Phi 54$	8
$\Phi 19$	250	65	$\Phi 54$	10
$\Phi 19$	300	65		
$\Phi 19$	425	65		
$\Phi 22$	200	67		
$\Phi 22$	225	67		
$\Phi 22$	250	67		
$\Phi 22$	300	67		
$\Phi 22$	425	67		
$\Phi 25$	300	70		
$\Phi 25$	425	70		

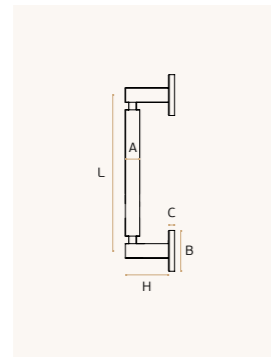


PH01

Material:SUS304 / SUS316
Type: Pull Handles
Available Finishes: SSS / PSS / AB / PC / PVD-SG/PG/SC/CRP/CRS
Application:
Application Optional: Double / Single / Single with roses



A	L	H	B	C
$\Phi 19$	150	65	$\Phi 45$	10
$\Phi 19$	200	65	$\Phi 52$	8
$\Phi 19$	225	65	$\Phi 54$	8
$\Phi 19$	250	65	$\Phi 54$	10
$\Phi 19$	300	65		
$\Phi 19$	425	65		
$\Phi 22$	200	67		
$\Phi 22$	225	67		
$\Phi 22$	250	67		
$\Phi 22$	300	67		
$\Phi 22$	425	67		
$\Phi 25$	300	70		
$\Phi 25$	425	70		

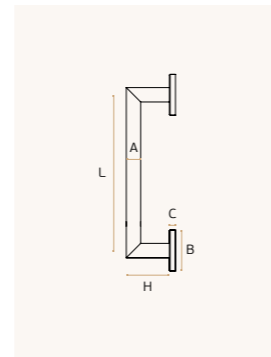


PH02

Material:SUS304 / SUS316
Type: Pull Handles
Available Finishes: SSS / PSS / AB / PC / PVD-SG/PG/SC/CRP/CRS
Application:
Application Optional: Double / Single / Single with roses



A	L	H	B	C
$\Phi 19$	150	65	$\Phi 45$	8
$\Phi 19$	200	65	$\Phi 45$	10
$\Phi 19$	225	65	$\Phi 54$	10
$\Phi 19$	250	65		
$\Phi 19$	300	65		
$\Phi 19$	425	65		
$\Phi 22$	200	67		
$\Phi 22$	225	67		
$\Phi 22$	250	67		
$\Phi 22$	300	67		
$\Phi 22$	425	67		
$\Phi 25$	300	70		
$\Phi 25$	425	70		



PH03

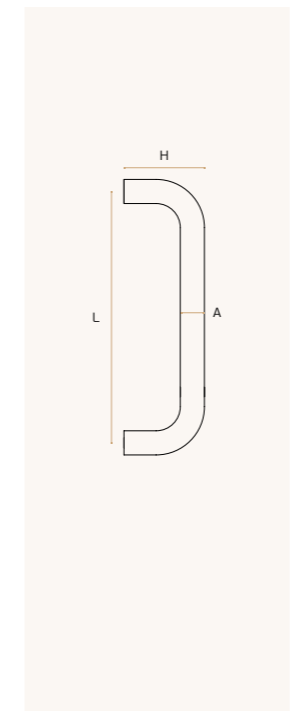
Material:SUS304 / SUS316
Type: Pull Handles
Available Finishes: SSS / PSS / AB / PC / PVD-SG/PG/SC/CRP/CRS
Application:
Application Optional: Double / Single / Single with roses

PH04

Material:SUS304 / SUS316
Type: Pull Handles
Available Finishes: SSS / PSS / AB / PC / PVD-SG/PG/SC/CRP/CRS
Application Optional: Double / Single / Single with roses




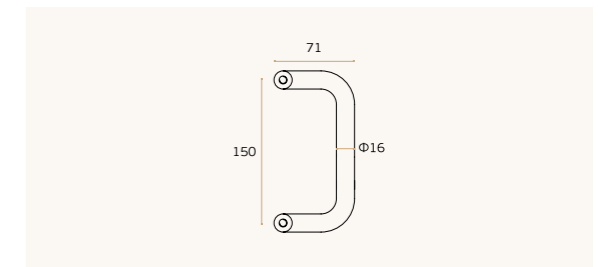
A	L	H
$\Phi 19$	150	65
$\Phi 19$	200	65
$\Phi 19$	225	65
$\Phi 19$	250	65
$\Phi 19$	300	65
$\Phi 19$	425	65
$\Phi 22$	200	67
$\Phi 22$	225	67
$\Phi 22$	250	67
$\Phi 22$	300	67
$\Phi 22$	425	67
$\Phi 25$	300	70
$\Phi 25$	425	70
$\Phi 25$	600	70
$\Phi 25$	800	70
$\Phi 25$	1000	70
$\Phi 30$	600	75
$\Phi 30$	800	75
$\Phi 30$	1000	75
$\Phi 30$	1200	75
$\Phi 30$	1500	75
$\Phi 30$	1800	75
$\Phi 32$	600	75
$\Phi 32$	800	75
$\Phi 32$	1000	75
$\Phi 32$	1200	75
$\Phi 32$	1500	75
$\Phi 32$	1800	75



PH05

Material:SUS304 / SUS316
Available Finishes: SSS / PSS / AB / PC / PVD-SG/PG/SC/CRP/CRS

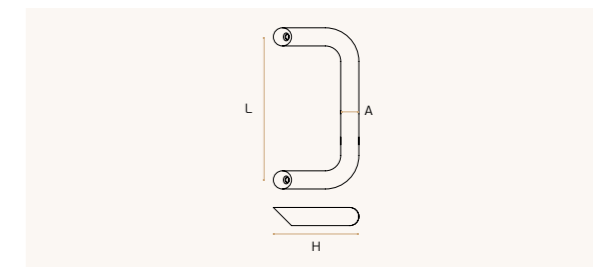
A
$\Phi 19$
$\Phi 22$



PH06

Material:SUS304 / SUS316
Available Finishes: SSS / PSS / AB / PC / PVD-SG/PG/SC/CRP/CRS

A	L	H
$\Phi 12$	125	28
$\Phi 16$	150	43
$\Phi 16$	200	43

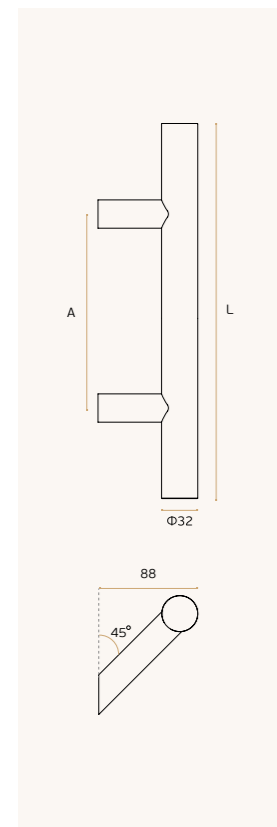


PULL HANDLES / PULL HANDLES

PH09

Material:SUS304 / SUS316
Type: Pull Handles
Available Finishes: SSS / PSS / AB / PC / PVD-SG/PG/SC/CRP/CRS
Application Optional: Double / Single


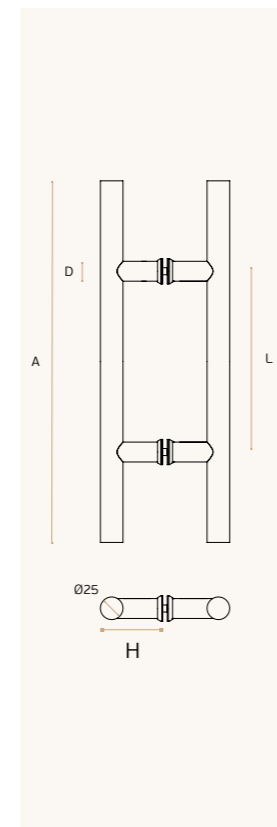
L	A
350	210
400	210
400	300
500	300
600	400
800	600
1000	600
1200	1000
1300	1100
1400	1200
1500	1300
1600	1200
1800	1300



PH09S

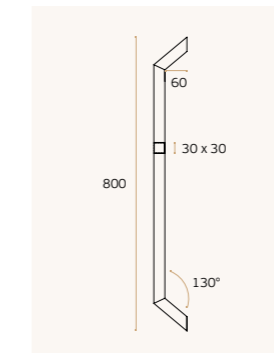
Material:SUS304 / SUS316
Type: Pull Handles
Available Finishes: SSS / PSS / AB / PC / PVD-SG/PG/SC/CRP/CRS
Application Optional: Double / Single / Single with roses

L	A	H	D
200	400	65	Ø19
400	600	65	Ø20
600	800	65	Ø22
200	400	69	Ø25
400	600	69	Ø30
600	800	69	Ø32



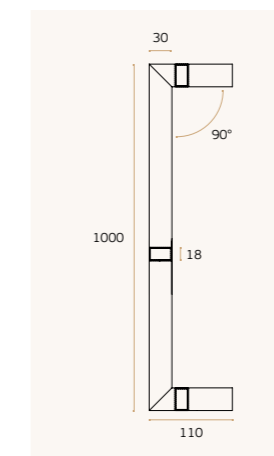
PH10

Material:SUS304 / SUS316
Type: Pull Handles
Available Finishes: SSS / PSS / AB / PC / PVD-SG/PG/SC/CRP/CRS
Application:
Application Optional: Double / Single / Single with roses



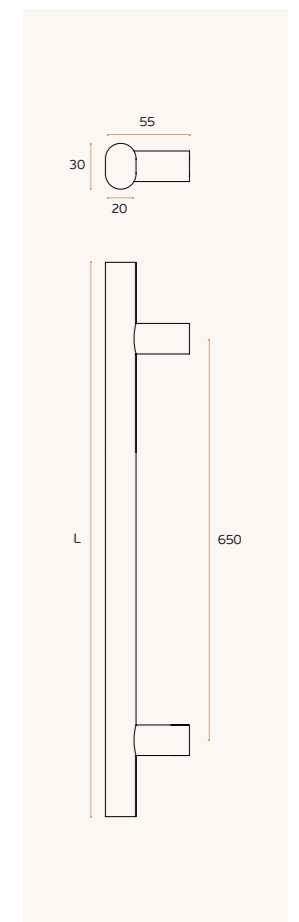

PH12

Material:SUS304 / SUS316
Type: Pull Handles
Available Finishes: SSS / PSS / AB / PC / PVD-SG/PG/SC/CRP/CRS
Application Optional: Double / Single



PH11

Material:SUS304 / SUS316
Type: Pull Handles
Available Finishes: SSS / PSS / AB / PC / PVD-SG/PG/SC/CRP/CRS
Application Optional: Double / Single / Single with roses



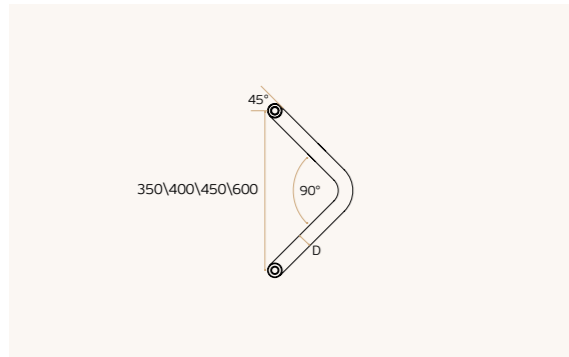
L
850
750

PULL HANDLES / PULL HANDLES

PH13

Material:SUS304 / SUS316
Type: Pull Handles
Available Finishes: SSS / PSS / AB / PC / PVD-SG/PG/SC/CRP/CRS
Application Optional: Double / Single / Single with roses

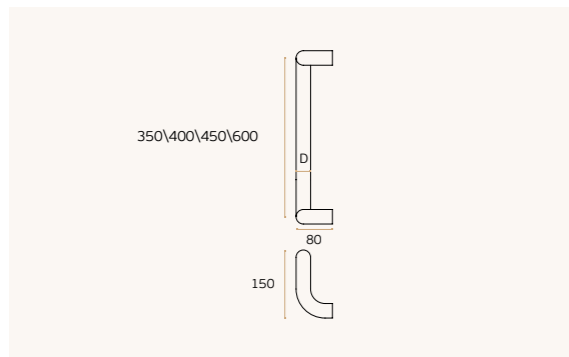
D
Φ32
Φ30
Φ25



PH14

Material:SUS304 / SUS316
Type: Pull Handles
Available Finishes: SSS / PSS / AB / PC / PVD-SG/PG/SC/CRP/CRS
Application Optional: Double / Single / Single with roses

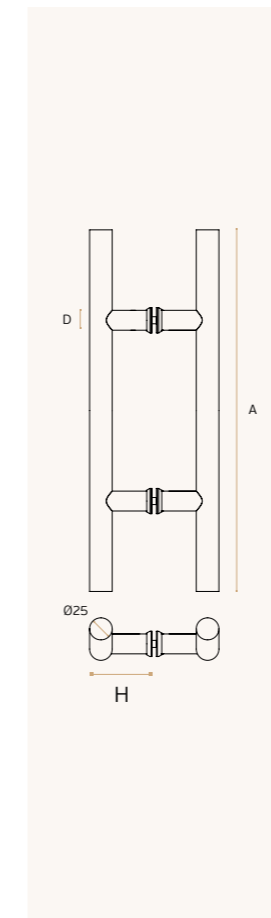
D
Φ32
Φ30
Φ25



PH15

Material:SUS304 / SUS316
Type: Pull Handles
Available Finishes: SSS / PSS / AB / PC / PVD-SG/PG/SC/CRP/CRS
Application Optional: Double / Single / Single with roses


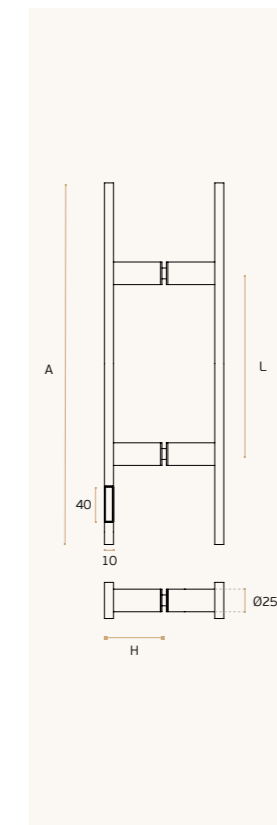
L	A	H	D
200	400	65	Φ25
400	600	65	Φ25
600	800	65	Φ25



PH16

Material:SUS304 / SUS316
Type: Pull Handles
Available Finishes: SSS / PSS / AB / PC / PVD-SG/PG/SC/CRP/CRS
Application Optional: Double / Single / Single with roses

L	A	H
200	400	65
400	600	65
600	800	65
200	400	69
400	600	69
600	800	69



PULL HANDLES / HANDLE ON PLATE



PHP03

Material:SUS304 / SUS316
Type: Handle with Finger Plates
Available Finishes: SSS / PSS / AB / PC / PVD-SG/PG/SC/CRP/CRS

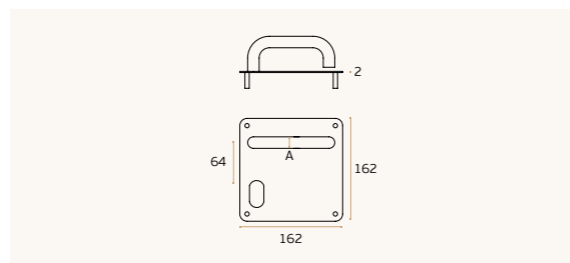
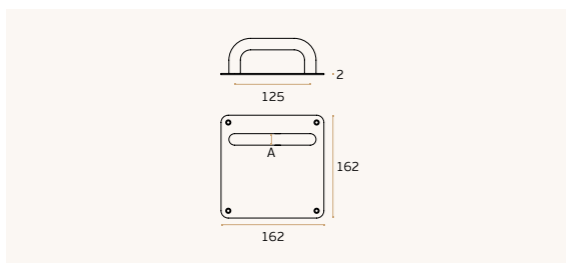
A
Φ19
Φ22



PHP04

Material:SUS304 / SUS316
Type: Handle with Finger Plates
Available Finishes: SSS / PSS / AB / PC / PVD-SG/PG/SC/CRP/CRS

A
Φ19
Φ22



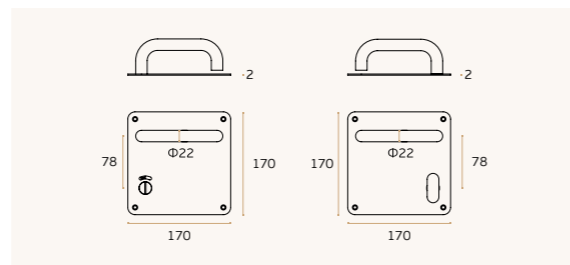
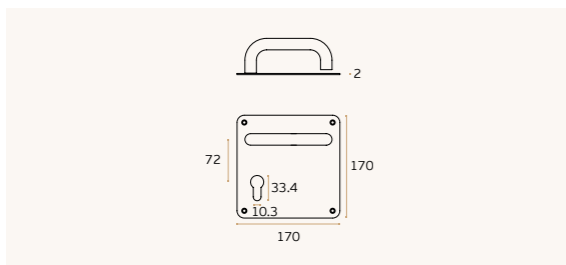
PHP05

Material:SUS304 / SUS316
Type: Handle with Finger Plates
Available Finishes: SSS / PSS / AB / PC / PVD-SG/PG/SC/CRP/CRS



PHP08

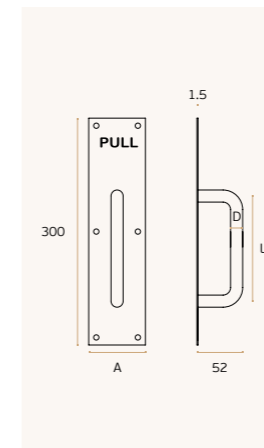
Material:SUS304 / SUS316
Type: Handle with Finger Plates
Available Finishes: SSS / PSS / AB / PC / PVD-SG/PG/SC/CRP/CRS



PHP01

Material:SUS304 / SUS316
Type: Handle with Finger Plates
Available Finishes: SSS / PSS / AB / PC / PVD-SG/PG/SC/CRP/CRS

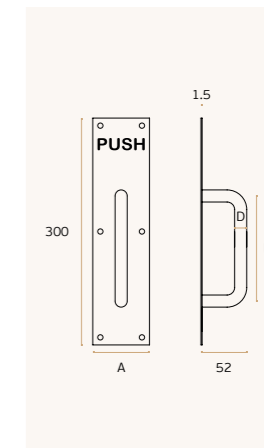
A	D	L
75	Φ16	155
100	Φ19	150



PHP02

Material:SUS304 / SUS316
Type: Handle with Finger Plates
Available Finishes: SSS / PSS / AB / PC / PVD-SG/PG/SC/CRP/CRS

A	D	L
75	Φ16	155
100	Φ19	150



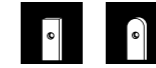
STAINLESS STEEL LOCKS



LOCKS / LOCK CASE

5085MS

Material: STEEL
Type: Lock Case
Available Finishes:
SSS / PSS / AB / PC / PVD-SG / PG / SC /
CRP / CRS




POWERFUL
AND SILENT.
MAGNETIC DIN LOCK



5085MSWC

Material: STEEL
Type: Lock Case
Available Finishes:
SSS / PSS / AB / PC / PVD-SG / PG / SC /
CRP / CRS




POWERFUL
AND SILENT.
MAGNETIC DIN LOCK



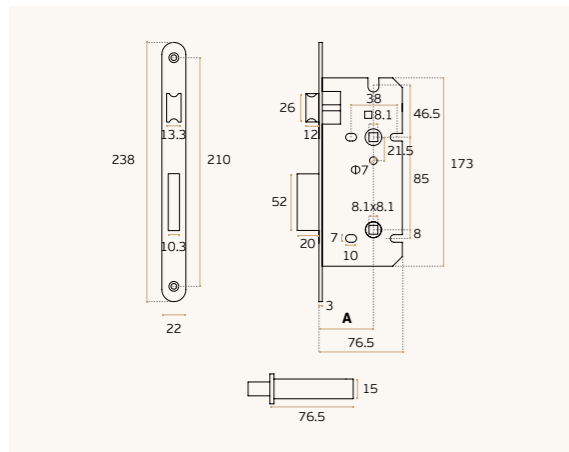
LOCKS / LOCK CASE

5085DH

Material:SUS304 / SUS316
Type: Lock Case
Available Finishes: SSS / PSS / AB / PC / PVD-SG/PG/SC/CRP/ CRS



A 25 30 40 45 50 60 65

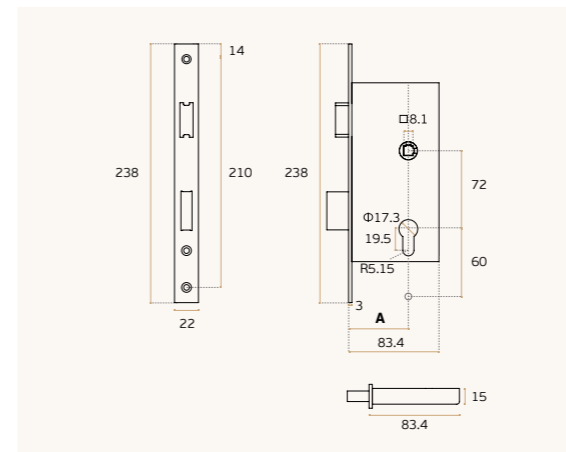


5572

Material:SUS304 / SUS316
Type: Lock Case
Available Finishes: SSS / PSS / AB / PC / PVD-SG/PG/SC/CRP/ CRS



A 50 55 60

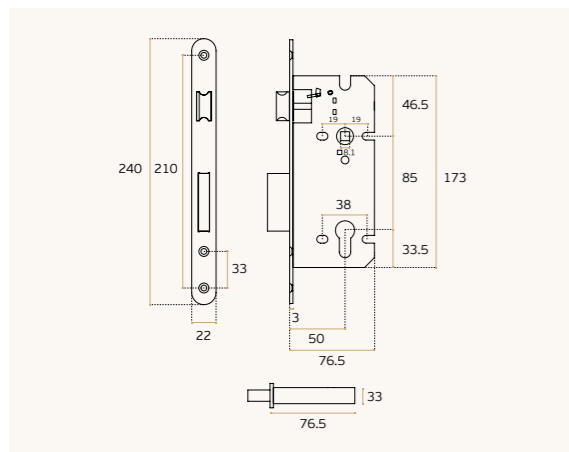


5085

Material:SUS304 / SUS316
Type: Lock Case
Available Finishes: SSS / PSS / AB / PC / PVD-SG/PG/SC/CRP/ CRS



A 25 30 40 45 50 60 65

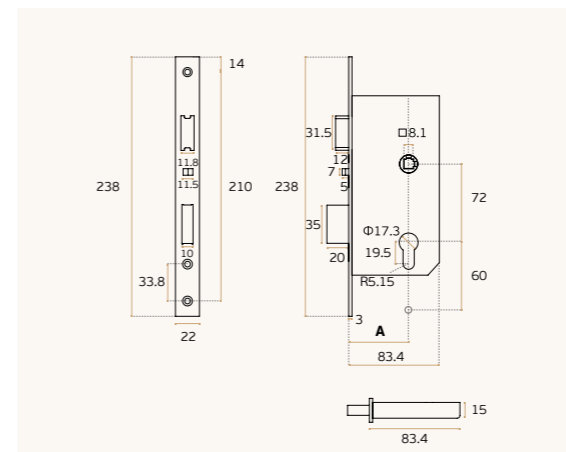


5572EPS

Material:SUS304 / SUS316
Type: Lock Case
Available Finishes: SSS / PSS / AB / PC / PVD-SG/PG/SC/CRP/ CRS



A 50 55 60



LOCKS / LOCK CASE

5072S

Material: SUS304
Type: Lock Case
Available Finishes: SSS / PSS / AB / PC / PVD-SG / PG / SC / CRP / CRS

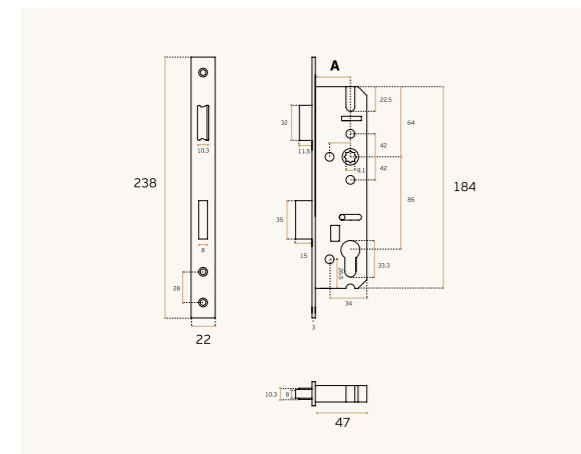


3085

Material: SUS304 / SUS316
Type: Lock Case
Available Finishes: SSS / PSS / AB / PC / PVD-SG/PG/SC/CRP/ CRS



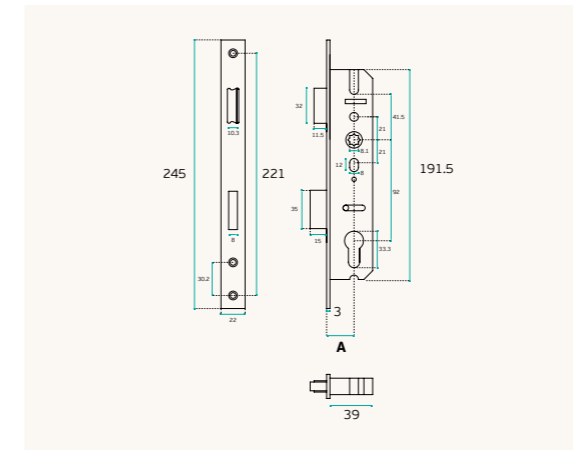
A 25 30 40 45 50 60 65



LOCKS / LOCK CASE

3092

Material: SUS304
Type: Lock Case
Available Finishes: SSS / PSS / AB / PC / PVD-SG / PG / SC / CRP / CRS

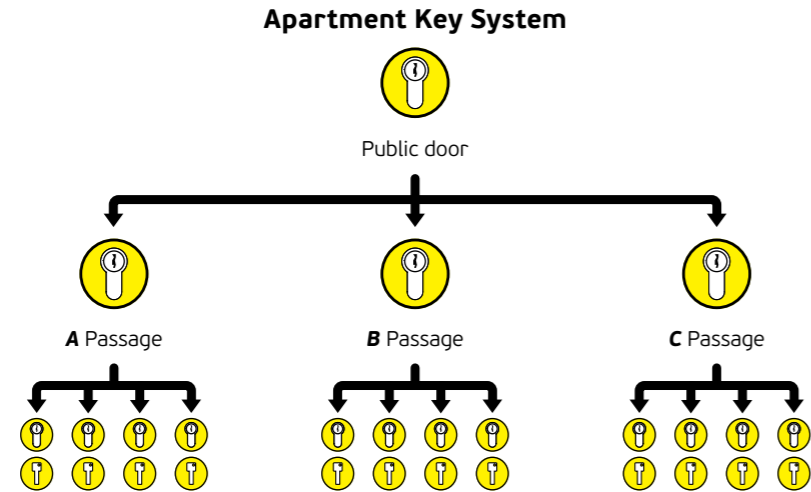


LOCKS / CYLINDERS

Master key system

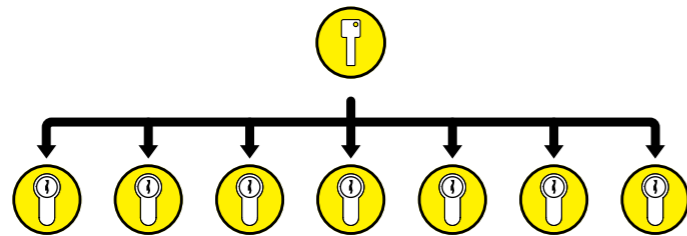
Where one or more locking cylinder are not only operated by an individual key, but also by superior keys, so called master key system is created.

Master key system is usually used for apartment, office building, commercial space, warehouse and so on.



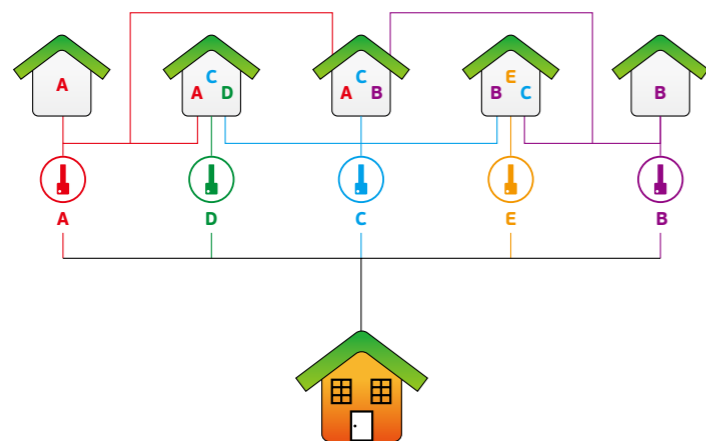
KA key System

A set of locks keyed-alike means that the same key can open all of the locks.



Warehouse Key System

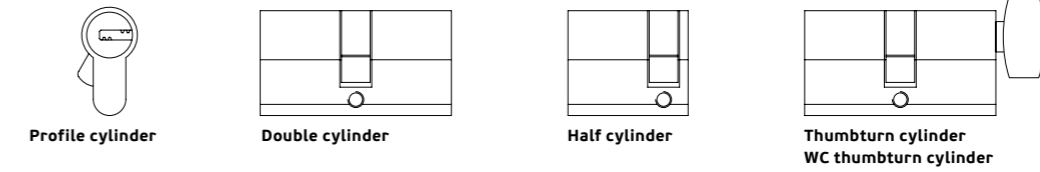
In the system of warehouse key, different keys open different locks. In addition, some keys can be set to open a set of door locks in public use.



LOCKS / CYLINDERS

Terminology

Locking cylinders are categorized according to:



The definition of important components and characteristics of locking cylinders in this catalog follows generally the terminology according to EN1303 with DIN 18252/09-1999.

Security pass

General requirements on locking cylinders are defined in the EN1303 and DIN18252/09-1999 standards. These standards categorise locking cylinders into three grades which define the following characteristics:

Minimum number of pin tumblers:

- Grade 1 and 2: 5 pin tumblers
- Grade 3: 6 pin tumblers

Minimum number of different key changes:

- Grade 1 and 2: 30000 key changes
- Grade 3: 100000 key changes

Material: Brass
Type: Cylinders
Available Finishes: SN / PC / SB / PB / AB
Application: Applicable to all kinds of keyways. Can be antidrilled, AB construction keyed & Master keyed.

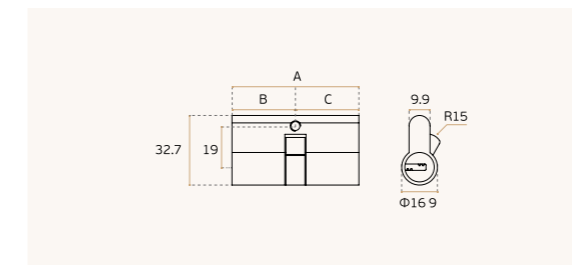
6		0		N		K		-		S		N	
60							K-Knob					SN-Satin Nickel	
65							None					PC-Polish Chrome	
70												SB-Satin Brass	
75							N-Normal key					PB-Polish Brass	
80							C-Computer key					AB-Antique Brass	
							B-Bathroom						



60C
Application: for computer key - Without knob

60N
Application: for normal key - Without knob

A	50	60	65	70	76	80	90	100	110
B	25	30	32.5	35	38	40	45	50	55
C	25	30	32.5	35	38	40	45	50	55



60NK
Application: for normal key - With knob

60BK
Application: for bathroom - With knob

PRIVACY LOCKSETS

HANGFAT offers a variety of locks that fit a variety of applications and door functions.

The products are subject to frequent tests at each serial of production, ensuring in this way a continuous quality control.

We combine the best practices of management and compliance of work equipment and conditions with the legal requirements for health and safety, thus raising the level of customers and workers satisfaction and motivation.



LOCKS / LOCKSETS



LHH14-PA-R

Material:SUS304 / SUS316
Type: Passage Lockset
Available Finishes: SSS / PSS / AB / PC / PVD-SG/ PG/SC/CRP/CRS
Options:Available for other door handles

LHH14-PA-S

Material:SUS304 / SUS316
Type: Passage Lockset
Available Finishes: SSS / PSS / AB / PC / PVD-SG/ PG/SC/CRP/CRS
Options:Available for other door handles




LHH14-PV-R

Material:SUS304 / SUS316
Type: Privacy Lockset
Available Finishes: SSS / PSS / AB / PC / PVD-SG/ PG/SC/CRP/CRS
Options:Available for other door handles

LHH14-PV-S

Material:SUS304 / SUS316
Type: Privacy Lockset
Available Finishes: SSS / PSS / AB / PC / PVD-SG/ PG/SC/CRP/CRS
Options:Available for other door handles

Other Matching Options:



LOCKS / LOCKSETS



PLKT01

Material:SUS304 / SUS316
Type: Privacy Lockset
Available Finishes: SSS / PSS / AB / PC / PVD-SG/ PG/SC/CRP/CRS
Options:Available for other door handles

PLKT03

Material:SUS304 / SUS316
Type: Privacy Lockset
Available Finishes: SSS / PSS / AB / PC / PVD-SG/ PG/SC/CRP/CRS
Options:Available for other door handles



PLKT04

Material:SUS304 / SUS316
Type: Privacy Lockset
Available Finishes: SSS / PSS / AB / PC / PVD-SG/ PG/SC/CRP/CRS
Options:Available for other door handles

PLKS07

Material:SUS304 / SUS316
Type: Privacy Lockset
Available Finishes: SSS / PSS / AB / PC / PVD-SG/ PG/SC/CRP/CRS
Options:Available for other door handles



PLKC15

Material:SUS304 / SUS316
Type: Privacy Lockset
Available Finishes: SSS / PSS / AB / PC / PVD-SG/ PG/SC/CRP/CRS
Options:Available for other door handles

PLKC16

Material:SUS304 / SUS316
Type: Privacy Lockset
Available Finishes: SSS / PSS / AB / PC / PVD-SG/ PG/SC/CRP/CRS
Options:Available for other door handles

STAINLESS STEEL LATCHES



LOCKS / LATCHES



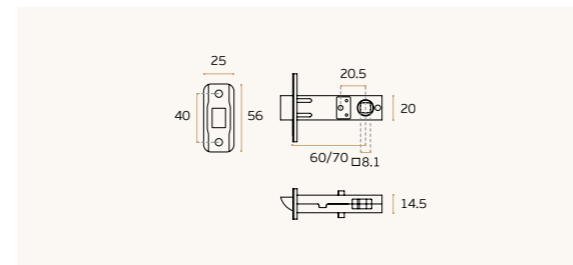
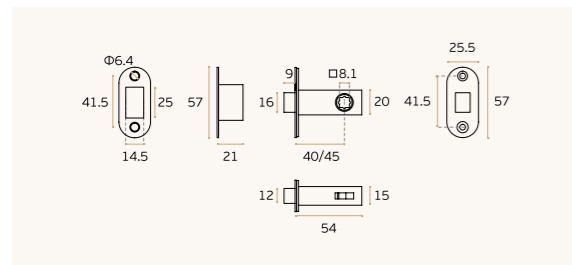
MLH-40

Material:SUS304 / SUS316
Type: magnetic silent latch
Available Finishes: SSS / PSS / AB / PC / PVD-SG/PG/SC/CRP/CRS



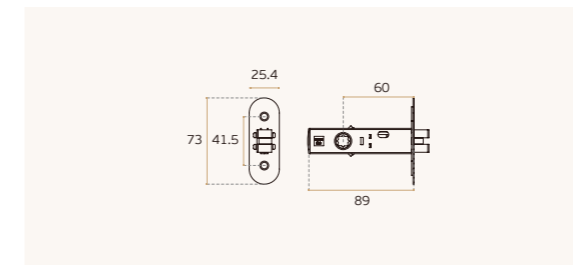
PLK

Material:SUS304 / SUS316
Type: adjustable latch
Rose base: Zine-alloy base
Available Finishes:SSS / PSS / AB / PC / PVD-SG/PG/SC/CRP/CRS



EPVL

Material:SUS304 / SUS316
Type: Electromagnetic Latch for Smart Lock
Rose base: Zine-alloy base
Available Finishes:SSS / PSS / AB / PC / PVD-SG/PG/SC/CRP/CRS



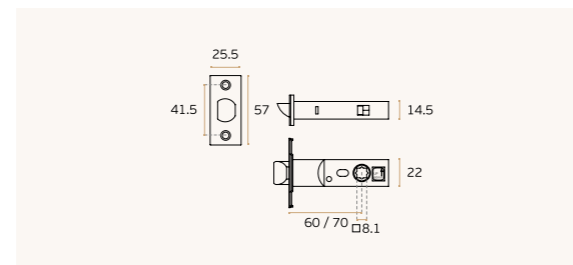
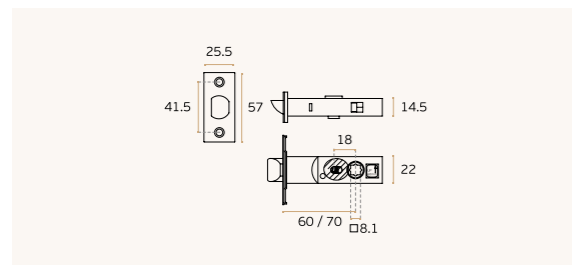
PV

Material:SUS304 / SUS316
Type: privacy latch
Rose base: Nylon base
Available Finishes:SSS / PSS / AB / PC / PVD-SG/PG/SC/CRP/CRS



PA

Material:SUS304 / SUS316
Type: passage latch
Rose base: Nylon base
Available Finishes:SSS / PSS / AB / PC / PVD-SG/PG/SC/CRP/CRS



www.hangfatmetal.com

JIANGMEN HANGFAT METAL PRODUCTS FACTORY

Address: Nacikeng Industrial District, Duruan Town,
Jiangmen City, Guangdong Province, China, 529075

Tel: +86 750 3663332 **Fax:** +86 750 3663442

E-mail: sales@hangfatmetal.com mulang@hangfatmetal.com

